

**Imagination Shaper**

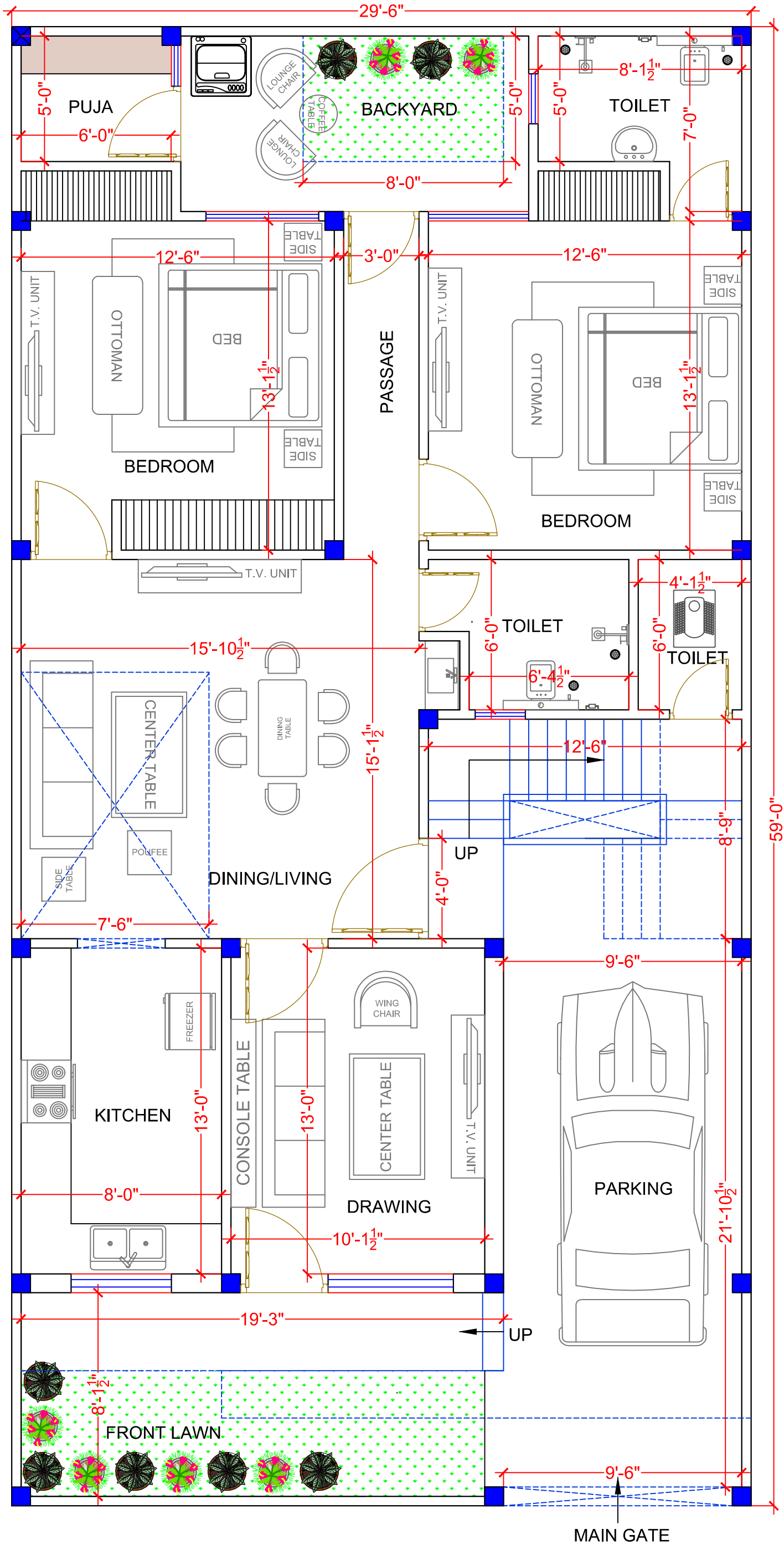




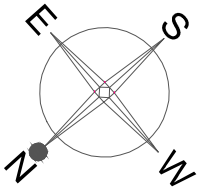








TOTAL COVERED  
AREA -1509.89 Sqft.



COPY	REV.	DATE	REVISION/ISSUED TO

PROJECT :-

PROPOSED RESIDENCE AT LUCKNOW

OWNER :-

MR. R B KANUJIYA

DRAWING TITLE:

GROUND FLOOR PLAN

DRAWN BY :-	CHECKED BY :-	DATED :-
SHUBHAM	DEEPAK	03.12.21

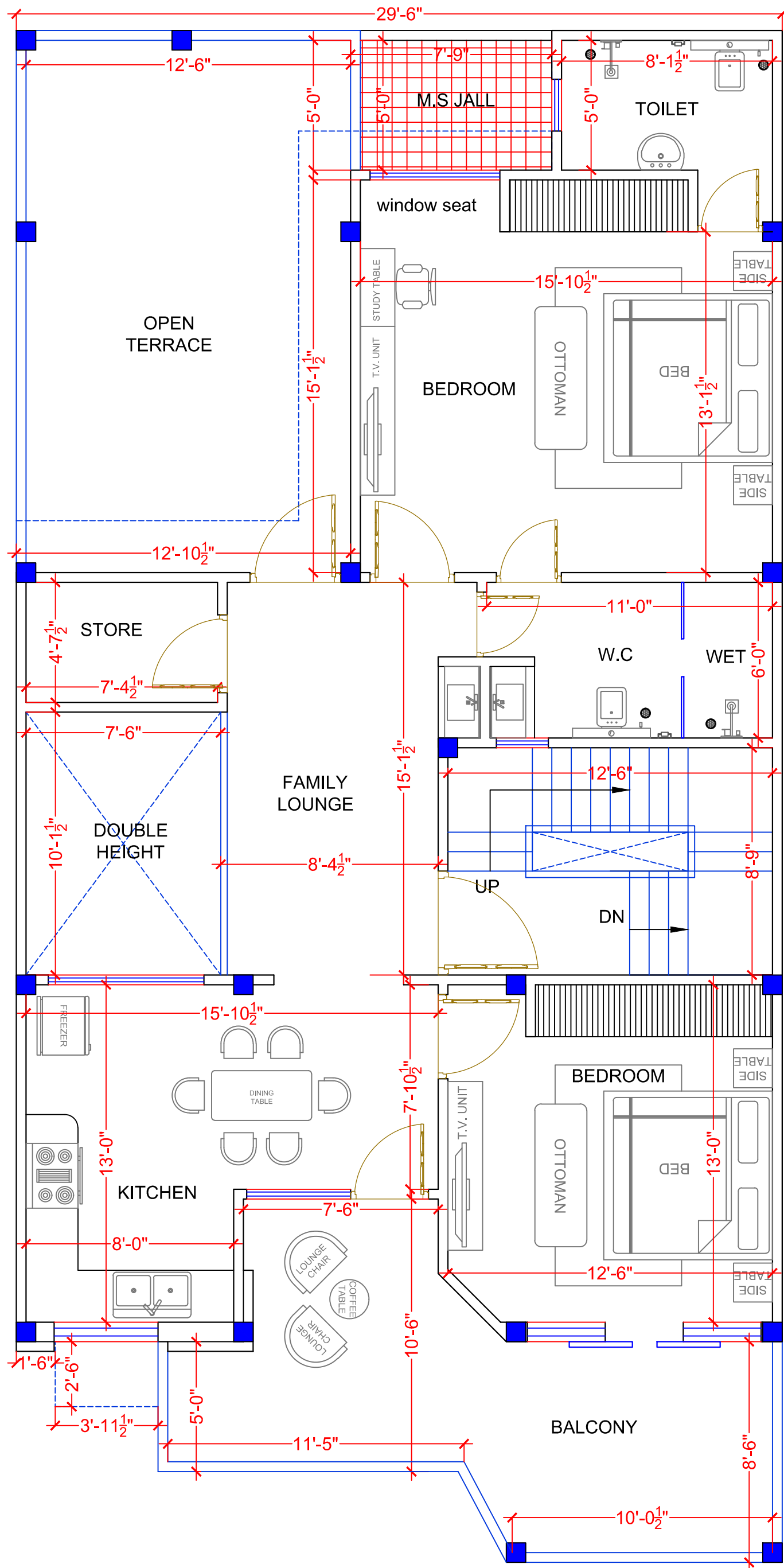
SCALE :-	DRG. NO. :-	JOB. NO. :-
N.T.S.	AR-01	01

- ALL THE DIMENSION ARE IN FEET/INCH UNLESS OTHERWISE SPECIFIED.
- THIS DRAWING IS THE PROPERTY OF IMAGINATION SHAPER AND IS NOT TO BE USED FOR ANY PURPOSE OTHER THAN FOR WHICH IT IS ISSUED WITH OUT PERMISSION OF ITS PRINCIPALS.
- THIS DRAWING IS TO BE READ IN CONJUNCTION WITH OTHER RELEVANT ARCHITECTURAL, STRUCTURAL AND OTHER SERVICES' CONSULTANTS DRAWING. IT SHALL BE THE DEEMED RESPONSIBILITY OF THE CONTRACTOR/ FABRICATOR TO BRING IN TO NOTICE OF ARCHITECTS IF ANY DISCREPANCY WITHIN OR BETWEEN THE DRAWINGS PRIOR TO CONSTRUCTION.
- ALL WRITTEN DIMENSIONS ARE TO BE FOLLOWED AND THE DRAWING IS NOT TO BE SCALED.

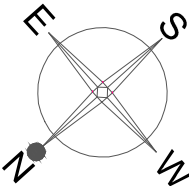


ARCHITECTS :  
Imagination Shaper  
Near jaygopal dharamkata , Ahmamau ,  
Sultanpur Road , Lucknow -226002 (U.P.)  
Mob : +91-9355686533 , +91-972188670  
e-mail : imaginationshaper@gmail.com  
Website : www.imaginationshaper.com





TOTAL COVERED  
AREA -1343.06 Sqft.



COPY	REV.	DATE	REVISION/ISSUED TO

PROJECT :-  
**PROPOSED RESIDENCE AT LUCKNOW**

OWNER :-  
**MR. R B KANUJIYA**

DRAWING TITLE:  
**FIRST FLOOR PLAN**

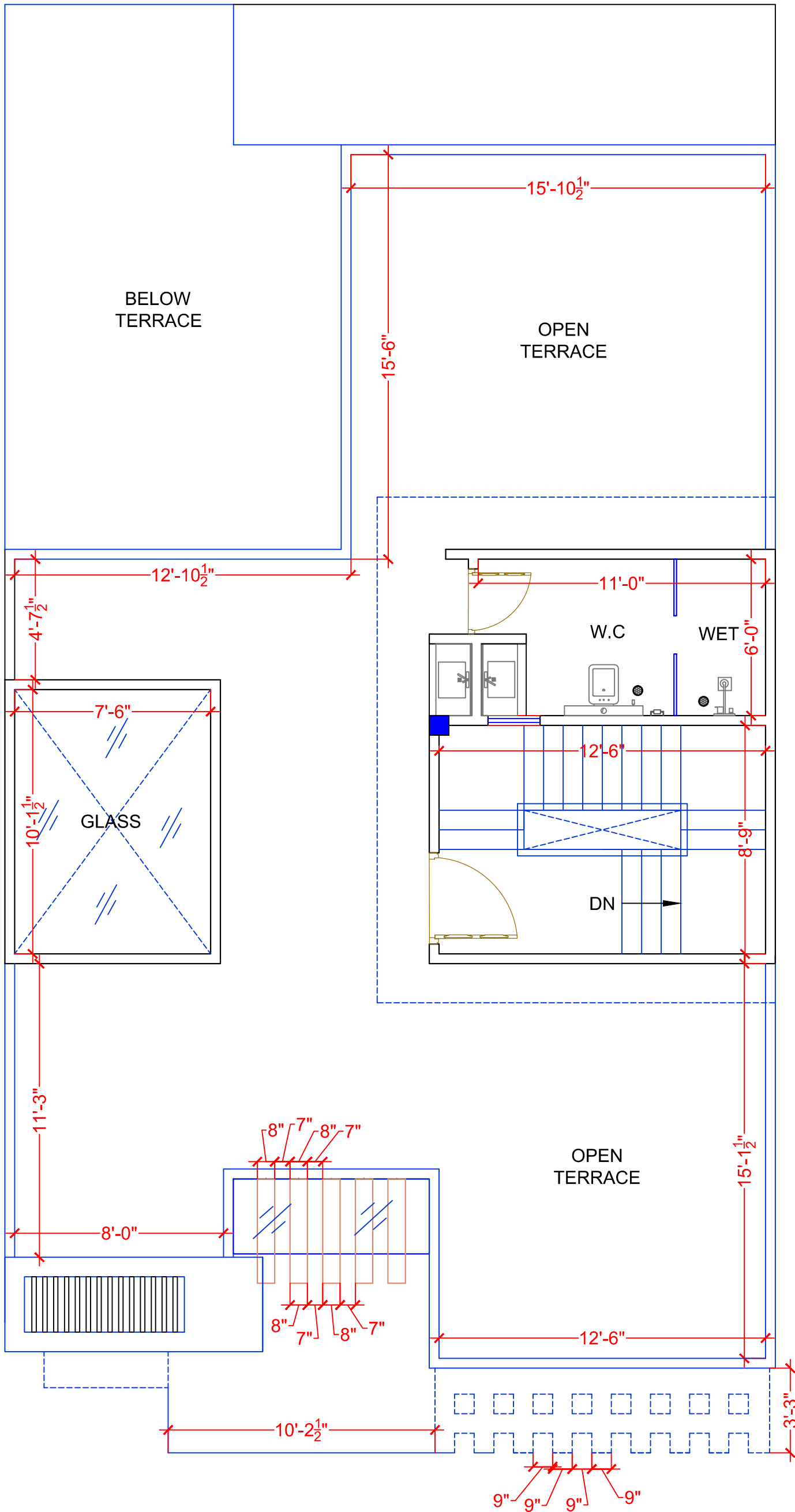
DRAWN BY :- SHUBHAM	CHECKED BY :- DEEPAK	DATED :- 03.12.21
SCALE :- N.T.S.	DRG. NO. :- AR-01	JOB. NO. :- 01

- ALL THE DIMENSION ARE IN FEET/INCH UNLESS OTHERWISE SPECIFIED.
- THIS DRAWING IS THE PROPERTY OF IMAGINATION SHAPER AND IS NOT TO BE USED FOR ANY PURPOSE OTHER THAN FOR WHICH IT IS ISSUED WITH OUT PERMISSION OF ITS PRINCIPALS.
- THIS DRAWING IS TO BE READ IN CONJUNCTION WITH OTHER RELEVANT ARCHITECTURAL, STRUCTURAL AND OTHER SERVICES' CONSULTANTS DRAWING. IT SHALL BE THE DEEMED RESPONSIBILITY OF THE CONTRACTOR/ FABRICATOR TO BRING IN TO NOTICE OF ARCHITECTS IF ANY DISCREPANCY WITHIN OR BETWEEN THE DRAWINGS PRIOR TO CONSTRUCTION.
- ALL WRITTEN DIMENSIONS ARE TO BE FOLLOWED AND THE DRAWING IS NOT TO BE SCALED.

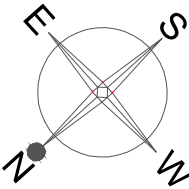


ARCHITECTS :  
**Imagination shaper**  
Near jaygopal dharamkata , Ahmamau ,  
Sultanpur Road , Lucknow -226002 (U.P.)  
Mob: +91-9335688533, +91-972188670  
e-mail : imaginationshaper@gmail.com  
Website : www.imaginationshaper.com





TOTAL COVERED  
AREA -278.40 Sqft.



COPY	REV.	DATE	REVISION/ISSUED TO

PROJECT :-  
PROPOSED RESIDENCE AT LUCKNOW

OWNER :-  
MR. R B KANUJIYA

DRAWING TITLE:  
TERRACE FLOOR PLAN

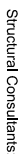
DRAWN BY :- SHUBHAM	CHECKED BY :- DEEPAK	DATED :- 03.12.21
SCALE :- N.T.S.	DRG. NO. :- AR-01	JOB. NO. :- 01

- ALL THE DIMENSION ARE IN FEET/INCH UNLESS OTHERWISE SPECIFIED.
- THIS DRAWING IS THE PROPERTY OF IMAGINATION SHAPER AND IS NOT TO BE USED FOR ANY PURPOSE OTHER THAN FOR WHICH IT IS ISSUED WITH OUT PERMISSION OF ITS PRINCIPALS.
- THIS DRAWING IS TO BE READ IN CONJUNCTION WITH OTHER RELEVANT ARCHITECTURAL, STRUCTURAL AND OTHER SERVICES' CONSULTANTS DRAWING. IT SHALL BE THE DEEMED RESPONSIBILITY OF THE CONTRACTOR/ FABRICATOR TO BRING IN TO NOTICE OF ARCHITECTS IF ANY DISCREPANCY WITHIN OR BETWEEN THE DRAWINGS PRIOR TO CONSTRUCTION.
- ALL WRITTEN DIMENSIONS ARE TO BE FOLLOWED AND THE DRAWING IS NOT TO BE SCALED.

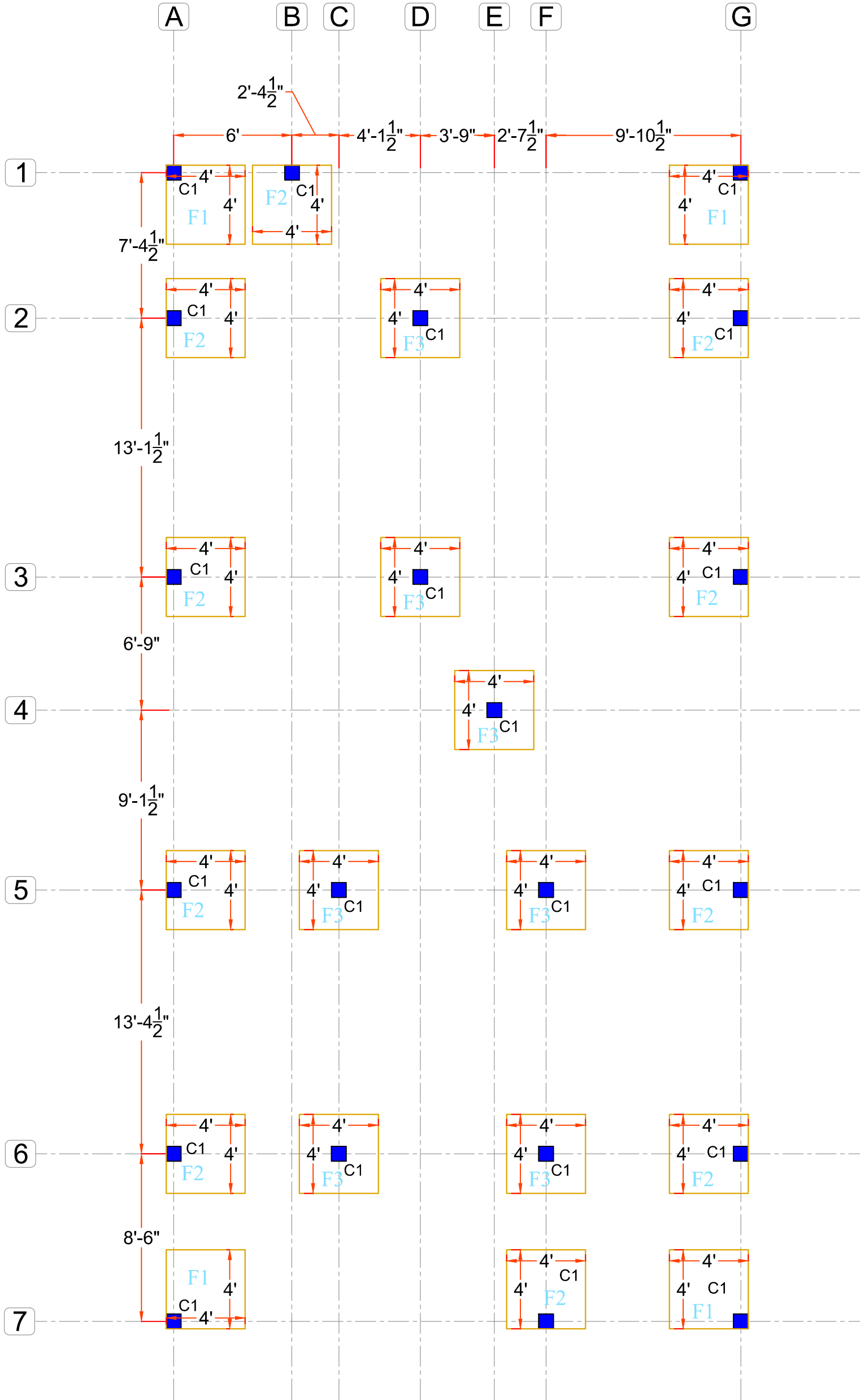


ARCHITECTS :  
**Imagination shaper**  
Near jaygopal dharamkata , Ahmamau ,  
Sultanpur Road , Lucknow -226002 (U.P.)  
Mob: +91-9355686533 , +91-972188670  
e-mail : imaginationshaper@gmail.com  
Website : www.imaginationshaper.com









ALL DIMENSIONS ARE IN MM UNLESS OTHERWISE MENTIONED.  
ONLY FIGURED DIMENSIONS ARE TO BE FOLLOWED WHETHER THE BARS SHALL  
ANY DISCREPANCY IN THE DIMS. SHALL BE BROUGHT TO THE NOTICE OF  
THE ARCHITECT/CONSULTANT AND CLARIFICATION OBTAINED IN WRITING.  
HIGH YIELD STRENGTH DEFORMED BARS OF YIELD STRESS 500 N/MM<sup>2</sup> (F<sub>y</sub>=500)  
WHICH SHALL CONFORM TO IS:1786-1985 SHALL BE USED AS REINFORCEMENT.  
CLEAR COVER OF OUTER LAYER REIN. SHALL BE AS FOLLOWS  
ON DIA OF BAR WHICHEVER IS MORE (i) SLAB = 20 mm (ii) WALL SLAB = 20 mm  
ENDSIDE COVER OF ALL REINFORCEMENT IN BEAMS & SLAB = 25 mm OR DIA  
THE COVER OF REIN. AT JOINTS SHALL BE USED TO ENSURE THE REQ.  
COVER OF REINFORCEMENT  
DEVELOPMENT LENGTH (L<sub>d</sub>) FOR DIFFERENT DIA/TYPE OF BARS FOR  
CONC. MIX FOR R.C.C. WORK SHALL BE OF GRADE M-25  
CONFORMING TO IS: 456 - 2000.

NECESSARY FUTURE FOR ELECTRICAL ROUTING ETC. SHALL BE  
PROVIDED IN THE DESIGN OF THE STRUCTURE.

ALL PLAIN CONCRETE & RCC SHALL BE STRICTLY IN ACCORDANCE WITH THE  
PROVISIONS OF IS - 456:2000  
PUTTING BEARING WALLS & LACING OF BARS SHALL BE IN ACCORDANCE  
WITH IS: 456:2000 & IS: 1786:1985

**[FOUNDATION]**  
THE DESIGN DATA FOR FOUNDATION HAS BEEN TAKEN FROM SOIL TEST  
REPORT PROVIDED BY THE CLIENT (SBC = 12.0 T/SQ.M AT 1.5 M BELOW G.L.M.)  
ALL EXTERIOR WALLS SHALL BE PROVIDED WITH TIE WALL BELOW THE  
EARTH BELOW FOUNDATION SHALL BE PROPERLY FRAMED & CONSOLIDATED  
BEFORE LAYING LEAN CONCRETE.

TIES IN PORTION OF COL. & BEAM JUNCTION SHALL BE SAME AS END ZONE  
OVER LAPS ARE ALLOWED ONLY AT MIDDLE ZONE OF THE COLUMNS  
LAPS SHALL BE STAGGERED  
TIES IN PORTION OF COL. BELOW THE BEAM SHALL BE SAME AS END ZONE.  
OF BEAM & BENT INTO BEAM BY DEVELOPMENT LENGTH.

FOR LOCATION OF BEAMS REFER SLAB PLAN.  
THE SPACING OF STIRRUPS AT OVERLAPS SHOULD NOT EXCEED 150 MM. C/C  
WHERE TWO LAYERS OF REIN. BARS ARE TO BE PROVIDED. SPACER BAR  
SHALL BE PROVIDED AT THE JUNCTION OF BEAMS & COLUMNS. THE SPACER  
MAX. 3 NOS. OF BARS SHALL BE PROVIDED IN A LAYER OF 230 MM WIDE BEAM.  
AT THE JUNCTION OF TWO DIFF. NUMBER OF BEAMS THE HIGHER REIN.  
OVER LAP IN TOP BARS SHALL BE NEAR TO SPAN & IN BOTTOM BARS  
SHALL BE NEAR SUPPORT OR AT SUPPORT  
SHALL BE INCLUSIVE OF BAR THICKNESS UNLESS OTHERWISE SPECIFIED  
HOOKS IN STIRRUPS OF BEAMS SHALL BE BENT INSIDE AT 135° & LENGTH OF  
HOOKS SHALL BE 10 X DIA OF BARS OF STIRRUPS

FOR SLAB REINFORCEMENT REFER TABLE-I (DETAIL OF SLAB REINFORCEMENT)  
ALL REINFORCING BARS SHALL BE CURTAILED AT L/7 OF SPAN  
EXTRA BARS SHALL BE PROVIDED AT TOP FACE AS SHOWN IN TYP. SECTION  
THE GROSS REIN. TEMP. REIN. BELOW TOP REIN. OF SLAB 1 IS 8% & 8% IS TO  
BE PROVIDED JUST BELOW THE MAIN TOP STEEL AS SHOWN IN TYP. SEC OF SLAB  
THE FIRST MAIN BAR OF SLAB SHALL BE PLACED AT 80 MM OR HALF THE  
SPACING SPECIFIED WHICHEVER IS LESS FROM THE FACE OF SUPPORT  
**[MASONRY WORK]**  
1:1.5 (1:1.2 BRICK WALL - 1:4 CEMENT - SAND MORTAR) SHALL BE USED &  
230 (1:1) BRICK WALL - 1:6 CEMENT - SAND MORTAR) SHALL BE USED.  
THE VERTICAL FACE OF CONCRETE AT JUNCTION OF WALL & RCC MEMBER  
SHALL BE RAKED TO GIVE A ROUGH SURFACE & A CEMENT SAND MORTAR  
EXCEEDING 4.5 M IN LENGTH. VERTICAL STIFFENER HAS TO BE PROVIDED AS  
SHOWN IN DETAILS OF STRENGTHENING MEASURES OF PANEL WALLS.

REFERENCES : IS 456 - 2000, IS - 17820 - 1983, IS - 1883 PART (1) - 2002, SP-16, SP-34  
ARCH. DRG. NO. - ALL LATEST ARCH. DRGS.

REVISION

NO.	DESCRIPTIONS	INITIAL

PROPOSED RESIDENCE FOR  
MR. R B KANUJIYA JI

FOOTING PLAN

DATE	03-12-2021	SHEET NO.
SCALE	N.T.S.	ST-05

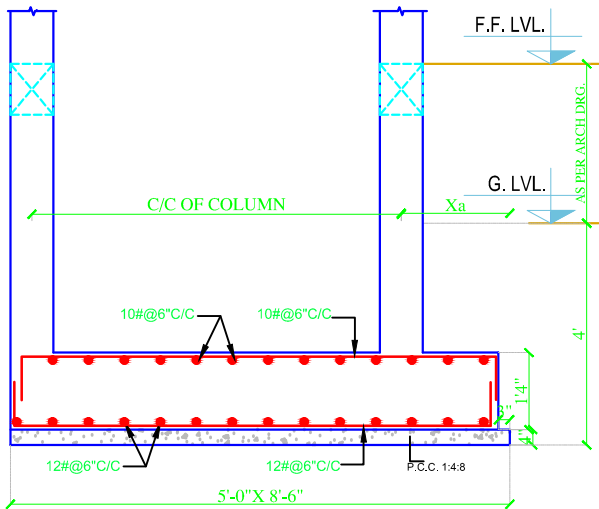
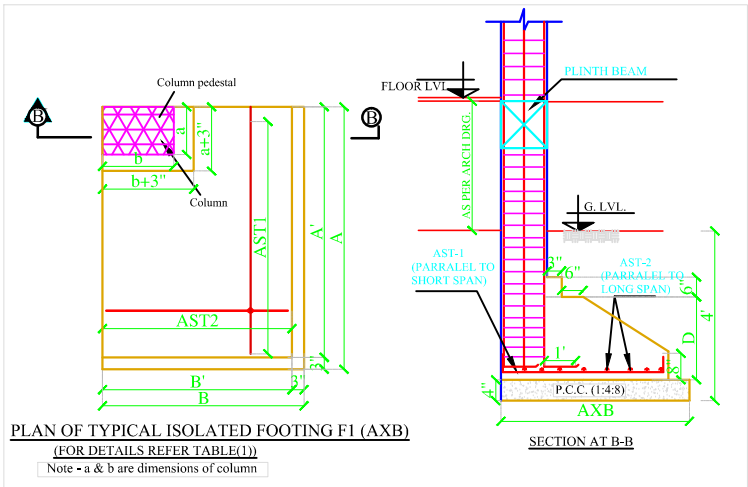
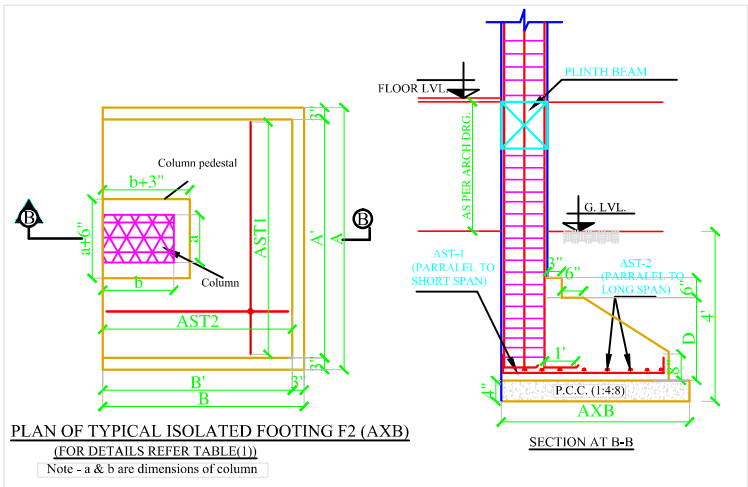
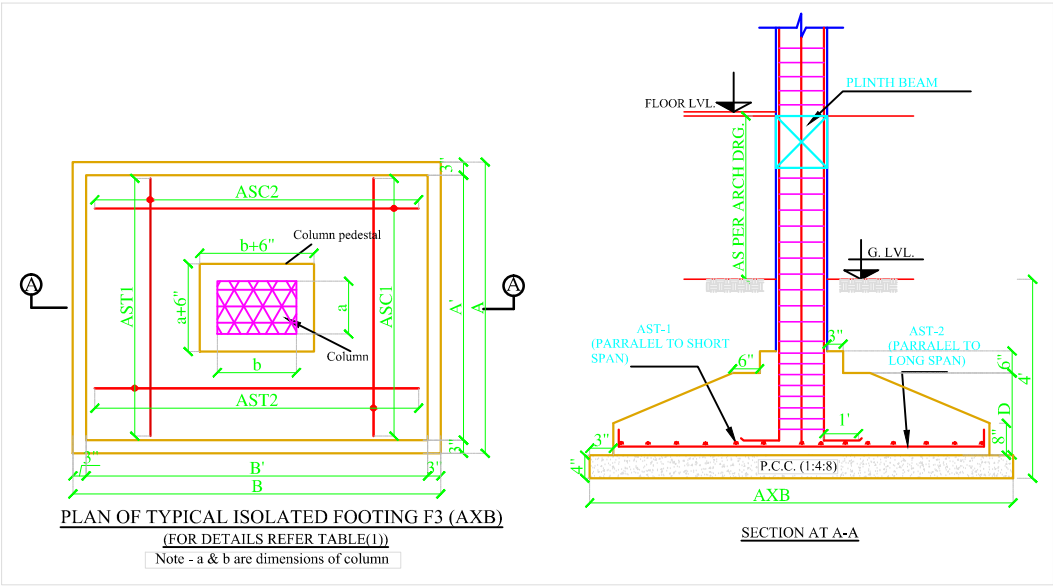
CONSTRUCTION AGENCY :

Structural Consultants:



DETAIL OF ISOLATED FOOTINGS

S.NO.	FOOTING NO.	FOOTING SIZE (A X B) (MM)	D (MM) [THICKNESS OF FOOTING]	FOOTING BOTTOM FACE REINF.	
				Ast1	Ast2
1	F1	4'-0" X 4'-0"	1'-8"	10#@6"	10#@6"
2	F2	4'-0" X 4'-0"	1'-8"	10#@6"	10#@6"
3	F3	4'-0" X 4'-0"	1'-6"	10#@7"	10#@7"



DETAIL OF SECTION COMBINED FOOTING- CFT1 AND CFT2 AT X-X'

DETAIL OF COLUMN

FIRST FLOOR LVL. TO FOUNDATION	16 16 16 16 C1-9"X9"
STIRRUPS REINF.	END ZONE MIDDLE ZONE END ZONE 8#@100 C/C 8#@200 C/C 8#@100 C/C
LONG. REINF. COLUMN MARKED	(16# -4) C1
COLUMN SIZE	0'9"X0'9"
CONCRETE :- M-20 STEEL :- Fe - 500 CONFINING ZONE = 600 MM	

PROJECT :-

PROPOSED RESIDENCE AT LUCKNOW

GENERAL NOTES:-

- (1) ALL DIMENSIONS ARE IN M.M. UNLESS OTHERWISE MENTIONED.
- (2) ONLY FIGURED DIMENSIONS ARE TO BE FOLLOWED NEITHER THE BARS SHALL BE COUNTED NOR THE DIMENSIONS SCALED FROM
- (3) ANY DISCREPANCY IN THE DRGS. SHALL BE BROUGHT TO THE NOTICE OF THE ARCHITECT / CONSULTANT AND CLARIFICATION OBTAINED IN WRITING PRIOR TO EXECUTION OF WORK.
- (4) HIGH YIELD STRENGTH DEFORMED BARS OF YIELD STRESS 500 N/MM2 (Fe-500) WHICH SHALL CONFORM TO 1786-1985 SHALL BE USED AS REINFORCEMENT.
- (5) CLEAR COVER OF OUTER LAYER REINF. SHALL BE AS FOLLOWS.  
(a) FOOTING = 75 mm BOTTOM, & 50 mm SIDES  
(b) COLUMN = 40 mm  
(c) BEAM = 30 mm  
(d) SLAB = 20 mm
- (6) END/SIDE COVER OF ALL REINFORCEMENT IN BEAMS & SLAB = 25 mm. OR DIA OF BAR WHICHEVER IS MORE.
- (7) THE COVER BLOCK OF CEMENT MORTAR SHALL BE USED TO ENSURE THE REQD. COVER OF REINFORCEMENT. CONFORMING TO I.S. 456 - 2000.
- (8) CUTTING, BENDING, FIXING & PLACING OF BARS SHALL BE IN ACCORDANCE WITH IS - 2502:1968, IS - 5525:1969 & IS - 456:2000
- (9) CONC. MIX FOR R.C.C. WORK SHALL BE OF GRADE M - 20
- (10) THE STRUCTURE HAS BEEN DESIGNED FOR SEISMIC ZONE - III
- (11) THE STRUCTURE HAS BEEN DESIGNED FOR G+2 LEVEL.
- (12) THE DESIGN DATA FOR FOUNDATION HAS BEEN TAKEN FROM SOIL TEST REPORT PROVIDED BY THE CLIENT (SBC = 11.00 T/SQM AT 1.2 M BELOW N.G.L.)

CLIENT :-

MR. R B KANUJIYA JI

DRAWING TITLE :-

DETAIL OF FOUNDATION PLAN

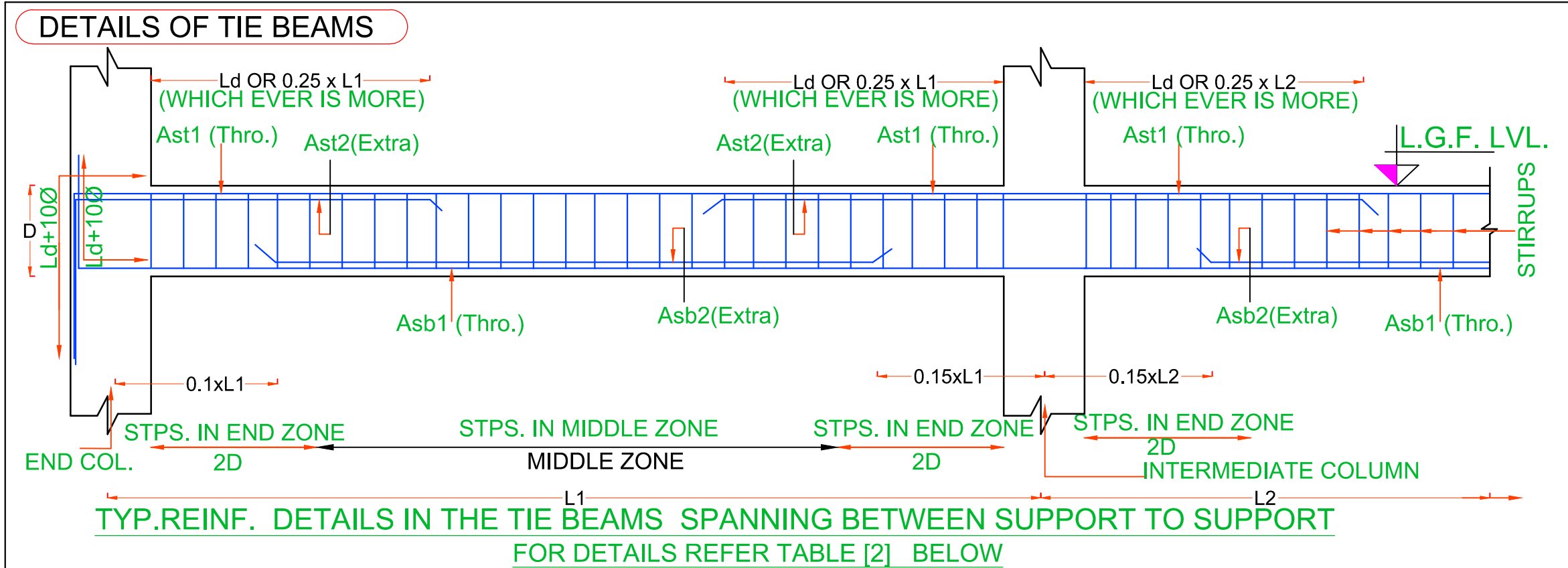
DRG. No.: IS-ST-06

DATE: 03.12.21

DRAWN BY : SHUBHAM







**NOTE :** AT THE JUNCTION OF TWO DIFF. NUMBER OF BEAMS THE HIGHER REINFORCEMENT AT THE SUPPORT SHALL BE ADOPTED.

**TABLE -2 DETAILS OF TIE BEAMS -**

SR. NO.	TIE BEAM NO.	BEAM SIZE		LONGITUDINAL REINFORCEMENT				STIRRUPS		SIDE FACE REINF. (ON EACH FACE)
				TOP FACE REINFORCEMENT		BOTTOM FACE REINFORCEMENT		END ZONE '2L'STPS	MIDDLE ZONE '2L'STPS	
		W inch	D inch	Ast1 (Thro at Top)	Ast2 (Extra at support)	Asb1 (Thro at Bottom)	Asb2 (Extra at middle)			
1	TB1	9	12	3#16	1#16	3#16	1#16	#8@4"	#8@7"	-
2	TB2	9	9	2#16	1#16	2#16	1#16	#8@4"	#8@7"	-

**NOTES:-**

**[GENERAL]**

[1] FOR GENERAL NOTES REFER SHEET NO -01.

**[BEAMS]**

[1] FOR LOCATION OF BEAMS REFER SLAB PLAN.

[2] THE SPACING OF STIRRUPS AT OVERLAPS SHOULD NOT EXCEED 150 MM.

[3] WHERE TWO LAYERS OF REINF. BARS ARE TO BE PROVIDED, SPACER BAR ARE TO BE PROVIDED AT SPACING OF 1000 mm. MAX. AND THE DIA OF THE SPACER BAR SHALL BE HIGHER OF DIA OF LONGITUDINAL BARS OR 25mm

[4] MAX. 3 NOS. OF BARS SHALL BE PROVIDED IN A LAYER OF 230 MM WIDE BEAM.

[5] AT THE JUNCTION OF TWO DIFF. NUMBER OF BEAMS THE HIGHER REINF. AT THE SUPPORT SHALL BE ADOPTED.

[6] OVER LAP IN TOP BARS SHALL BE NEAR MID SPAN & IN BOTTOM BARS SHALL BE NEAR SUPPORT OR AT SUPPORT

[7] THE DEPTH OF BEAM/INTEL MONOLITHIC WITH SLAB AS SPECIFIED IN SCHEDULE SHALL BE INCLUSIVE OF SLAB THICKNESS UNLESS OTHERWISE SPECIFIED

[8] HOOKS IN STIRRUPS OF BEAMS SHALL BE BENT INSIDE AT 135° & LENGTH OF HOOKS SHALL BE 10 X DIA OF BAR OF STIRRUPS

**[SLABS]**

[1] FOR SLAB REINFORCEMENT REFER TABLE-4 (DETAIL OF SLAB REINF.)

[2] ALTERNATE BOTTOM BARS SHALL BE CURTAILED AT L/7 OF SPAN AS SHOWN IN TYP. SECTION OF SLAB.

[3] EXTRA BARS SHALL BE PROVIDED AT TOP FACE AS SHOWN IN TYP. SEC. OF SLAB.

[4] THE CROSS REINF./TEMP. REINF. BELOW TOP REINF OF SLAB I.E.#8@300c/c IS TO BE PROVIDED JUST BELOW THE MAIN TOP STEEL AS SHOWN IN TYP. SEC.OF SLAB.

[5] THE FIRST MAIN BAR OF SLAB SHALL BE PLACED AT 80 MM. OR HALF THE SPACING SPECIFIED WHICHEVER IS LESS FROM THE FACE OF SUPPORT

REFERENCES : IS 456 - 2000, IS - 13920, - 1993, IS - 1893 PART (1) : 2002, SP-16, - SP-34  
ARCH. DRG. NO. - ALL LATEST ARCH. DRGS

REVISION			
S.N.	DATE	DESCRIPTIONS	INITIAL

PROJECT

PROPOSED RESIDENCE FOR  
MR. R B KANUJIYA JI

DRG. TITLE:

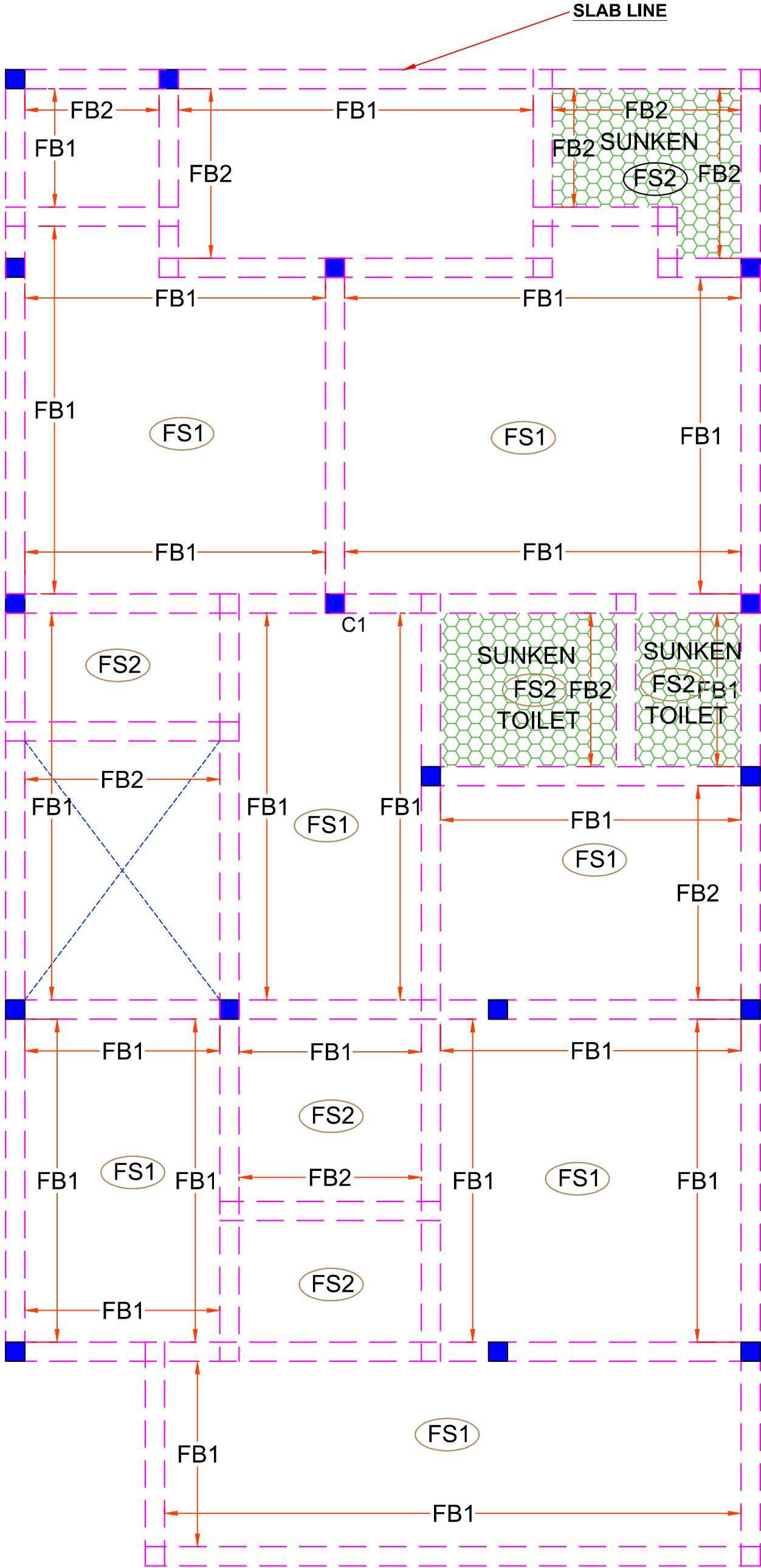
DETAIL OF TIE BEAM

DRN. BY- SURAJ SINGH	DATE- 03-12-21	SHEET NO.
CKD. BY- DEEPAK	SCALE N.T.S.	IS-ST-08
DRG. NO.		

CONSTRUCTION AGENCY :

ARCHITECT: IMAGINATION SHAPER

Structural Consultants:



**NOTES:-**  
[GENERAL]  
[1] FOR GENERAL NOTES REFER SHEET NO-01.

[BEAMS]

- 1) FOR LOCATION OF BEAMS REFER SLAB PLAN.
- 2) THE SPACING OF STIRRUPS AT OVERLAPS SHOULD NOT EXCEED 150 MM.
- 3) WHERE TWO LAYERS OF REIN. BARS ARE TO BE PROVIDED, SPACER BARS ARE TO BE PROVIDED AT SPACING OF 1000 MM. MAX. AND THE DIA OF THE SPACER BAR SHALL BE HIGHER OF DIA OF LONGITUDINAL BARS OR 25mm
- 4) MAX. 3 NOS. OF BARS SHALL BE PROVIDED IN A LAYER OF 250 MM WIDE BEAM.
- 5) AT THE JUNCTION OF TWO DIFF. NUMBER OF BEAMS THE HIGHER REIN. AT THE SUPPORT SHALL BE ADOPTED.
- 6) OVER LAP IN TOP BARS SHALL BE NEAR MID SPAN & IN BOTTOM BARS SHALL BE NEAR SUPPORT OR AT SUPPORT
- 7) THE DEPTH OF BEAM/INTEL. MONOLITHIC WITH SLAB AS SPECIFIED IN SCHEDULE SHALL BE INCLUSIVE OF SLAB THICKNESS UNLESS OTHERWISE SPECIFIED
- 8) HOOKS IN STIRRUPS OF BEAMS SHALL BE BENT INSIDE AT 135° & LENGTH OF HOOKS SHALL BE 10 X DIA OF BAR OF STIRRUPS

[SLABS]

- 1) FOR SLAB REINFORCEMENT REFER TAB E-4 (DETAIL OF SLAB REIN.) AS SHOWN IN TYP. SECTION OF SLAB.
- 2) ALTERNATE BOTTOM BARS SHALL BE CURTAILED AT 1/7 OF SPAN
- 3) EXTRA BARS SHALL BE PROVIDED AT TOP FACE AS SHOWN IN TYP. SEC. OF SLAB
- 4) THE CROSS REIN./TEMP. REIN. BELOW TOP REIN. OF SLAB I.E.#8@300c/c IS TO BE PROVIDED JUST BELOW THE MAIN TOP STEEL AS SHOWN IN TYP SEC. OF SLAB
- 5) THE FIRST MAIN BAR OF SLAB SHALL BE PLACED AT 80 MM. OR HALF THE SPACING SPECIFIED WHICHEVER IS LESS FROM THE FACE OF SUPPORT

REFERENCES: IS-866-2006, IS-13263, IS-1893 PART (I), 2002, SP-16, SP-34  
ARCH. DRG. NO. - ALL LATEST ARCH. DRGOS

REVISION	
SN	DATE
DESCRIPTIONS	
	INITIAL

PROJECT

PROPOSED RESIDENCE FOR  
MR. R.B KANUJIYA JI

DRG. TITLE:

FLOOR BEAM AND SLAB PLAN

DRN. BY- SURAJ SINGH	DATE- 03-12-21	SHEET NO.
CKD. BY- DEEPAK	SCALE N.T.S.	IS-ST-09

CONSTRUCTION AGENCY :

ARCHITECT: IMAGINATION SHAPER

Structural Consultants:



GROUND FLOOR SLAB & BEAM PLAN

SCHEDULE OF FLOOR BEAMS								
SL NO	BEAM NO.	REINFORCEMENT						
		SIZE OF DEPTH		FIRST SUPPORT	MID SPAN	SECOND SUPPORT	STIRRUPS	
							AT SUPPORT	AT MID SPAN
1	FB-1	0'-9" X 0'-9"	TOP BAR	2-16#(1-16#EXTRA)	2-16#	2-16#(1-16#EXTRA)	8#@6"C/C	8#@8"C/C
			BOT.BAR	2-16#	2-16#(1-16#EXTRA)	2-16#		
2	FB-2	0'-9" X 0'-9"	TOP BAR	2-16#	2-16#	2-16#	8#@6"C/C	8#@8"C/C
			BOT.BAR	2-16#	2-16#	2-16#		

SCHEDULE OF RCC SLABS											
SL NO	TYPE	THICKNESS	MAIN BARS AT BOTTOM				EXTRA BARS OVER CONT/DISCONT SUPPORT				SUPPRTNG REINFRT AT TOP
			SHORT SPAN		LONG SPAN		SHORT SPAN		LONG SPAN		
			DIA	AT C/C	DIA	AT C/C	DIA	AT C/C	DIA	AT C/C	
1	FS1	5"	10#	6"	8#	6"	8#	12"	8#	12"	8# @8C/C
2	FS2	4.5"	8#	6"	8#	7"	8#	12"	8#	14"	8# @8C/C

PROJECT :-

PROPOSED RESIDENCE AT LUCKNOW

GENERAL NOTES:-

- (1) ALL DIMENSIONS ARE IN M.M. UNLESS OTHERWISE MENTIONED.
- (2) ONLY FIGURED DIMENSIONS ARE TO BE FOLLOWED NEITHER THE BARS SHALL BE COUNTED NOR THE DIMENSIONS SCALED FROM
- (3) ANY DISCREPANCY IN THE DRGS. SHALL BE BROUGHT TO THE NOTICE OF THE ARCHITECT / CONSULTANT AND CLARIFICATION OBTAINED IN WRITING PRIOR TO EXECUTION OF WORK.
- (4) HIGH YIELD STRENGTH DEFORMED BARS OF YIELD STRESS 500 N/MM2 (Fe-500) WHICH SHALL CONFORM TO1786-1985 SHALL BE USED AS REINFORCEMENT.
- (5) CLEAR COVER OF OUTER LAYER REINF. SHALL BE AS FOLLOWS.

(a) FOOTING = 75 mm BOTTOM, & 50 mm SIDES

(b) COLUMN = 40 mm

(c) BEAM = 30 mm

(d) SLAB = 20 mm
- (6) END/SIDE COVER OF ALL REINFORCEMENT IN BEAMS & SLAB = 25 mm. OR DIA OF BAR WHICHEVER IS MORE.
- (7) THE COVER BLOCK OF CEMENT MORTAR SHALL BE USED TO ENSURE THE REQD. COVER OF REINFORCEMENT. CONFORMING TO I.S. 456 - 2000.
- (8) CUTTING, BENDING, FIXING & PLACING OF BARS SHALL BE IN ACCORDANCE WITH IS - 2502:1968, IS - 5525:1969 & IS - 456:2000
- (9) CONC. MIX FOR R.C.C. WORK SHALL BE OF GRADE M - 20
- (10) THE STRUCTURE HAS BEEN DESIGNED FOR SEISMIC ZONE - III
- (11) THE STRUCTURE HAS BEEN DESIGNED FOR G+2 LEVEL.
- (12) THE DESIGN DATA FOR FOUNDATION HAS BEEN TAKEN FROM SOIL TEST REPORT PROVIDED BY THE CLIENT (SBC = 11.00 T/SQM AT 1.2 M BELOW N.G.L.)

CLIENT :-

MR. R B KANUJIYA JI

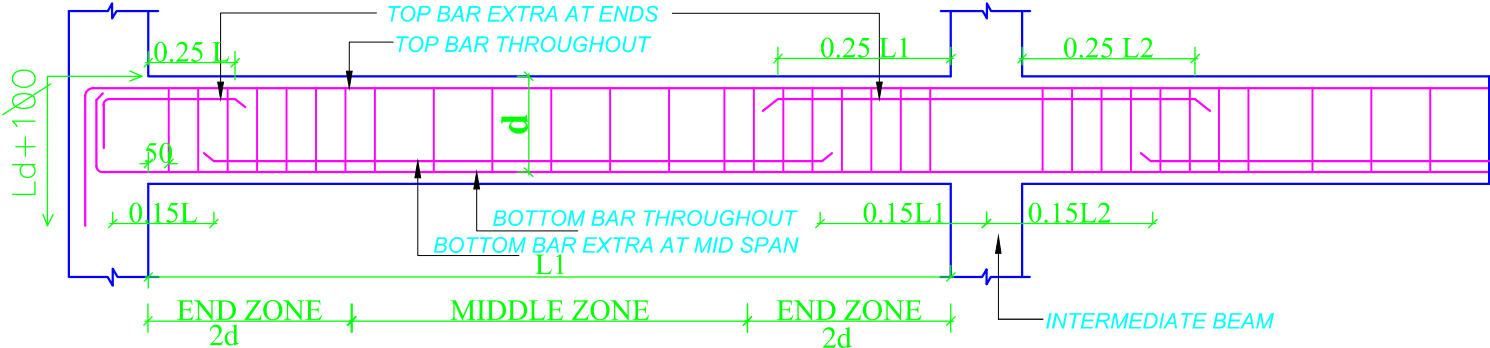
DRAWING TITLE :-

DETAIL OF BEAM & SLAB

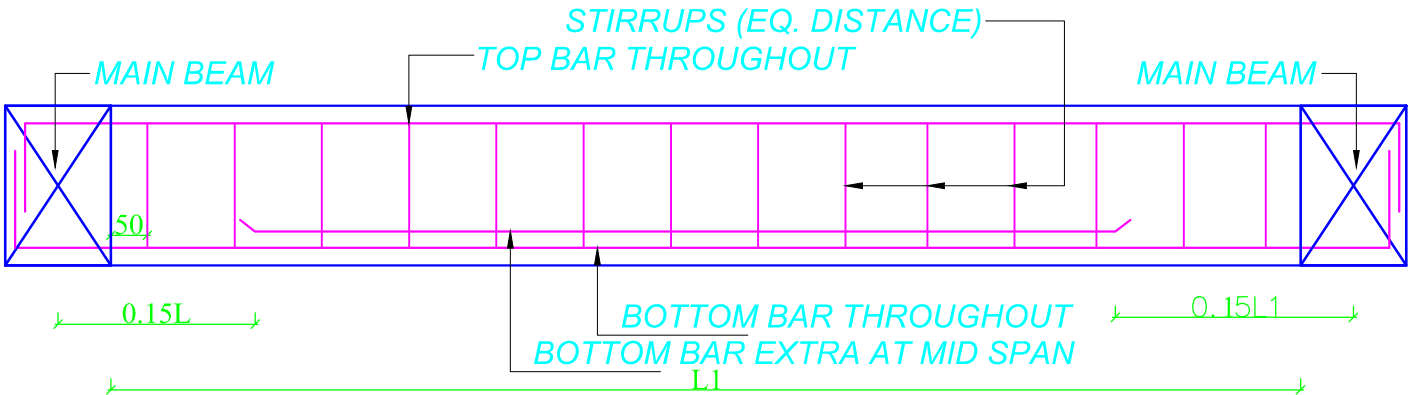
DRG. No.: IS-ST-10

DATE: 03.12.21

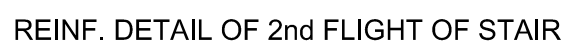
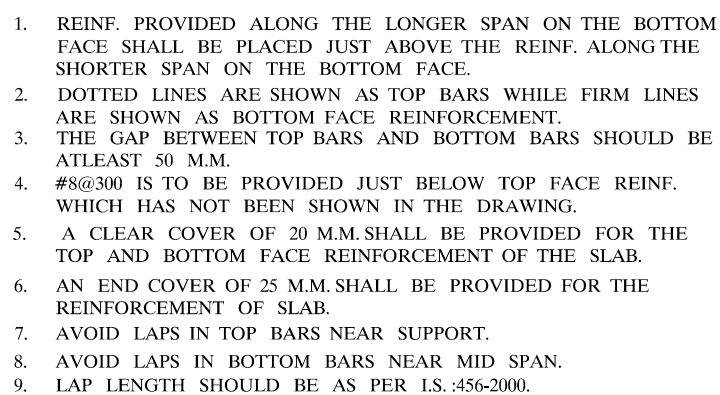
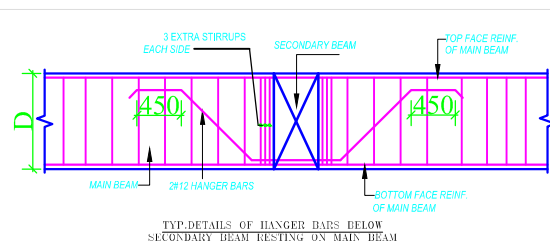
DRAWN BY : SURAJ SINGH



TYPICAL L-SECTION OF CONTINUOUS FLOOR BEAM

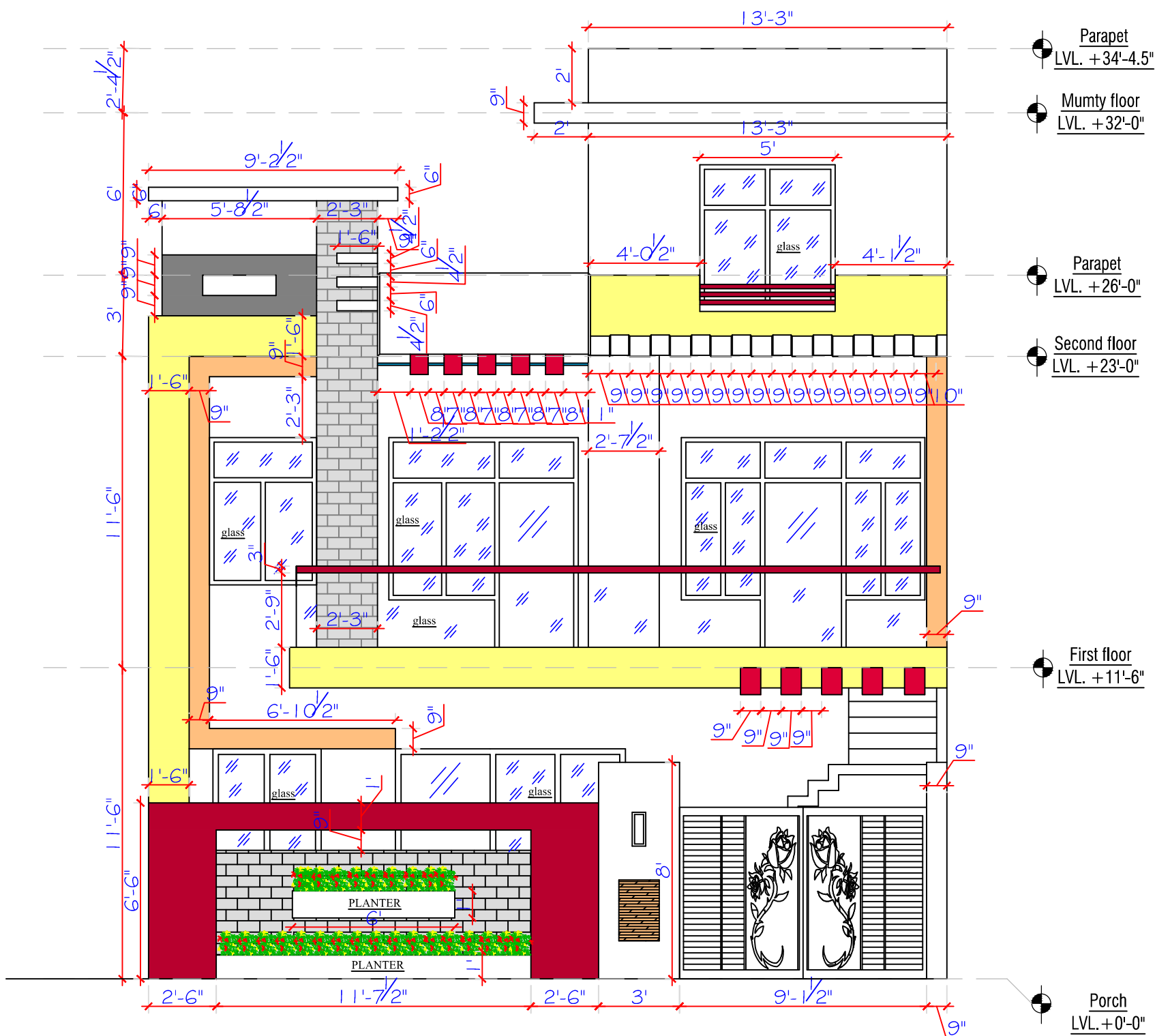


TYPICAL L-SECTION OF SECONDARY BEAM

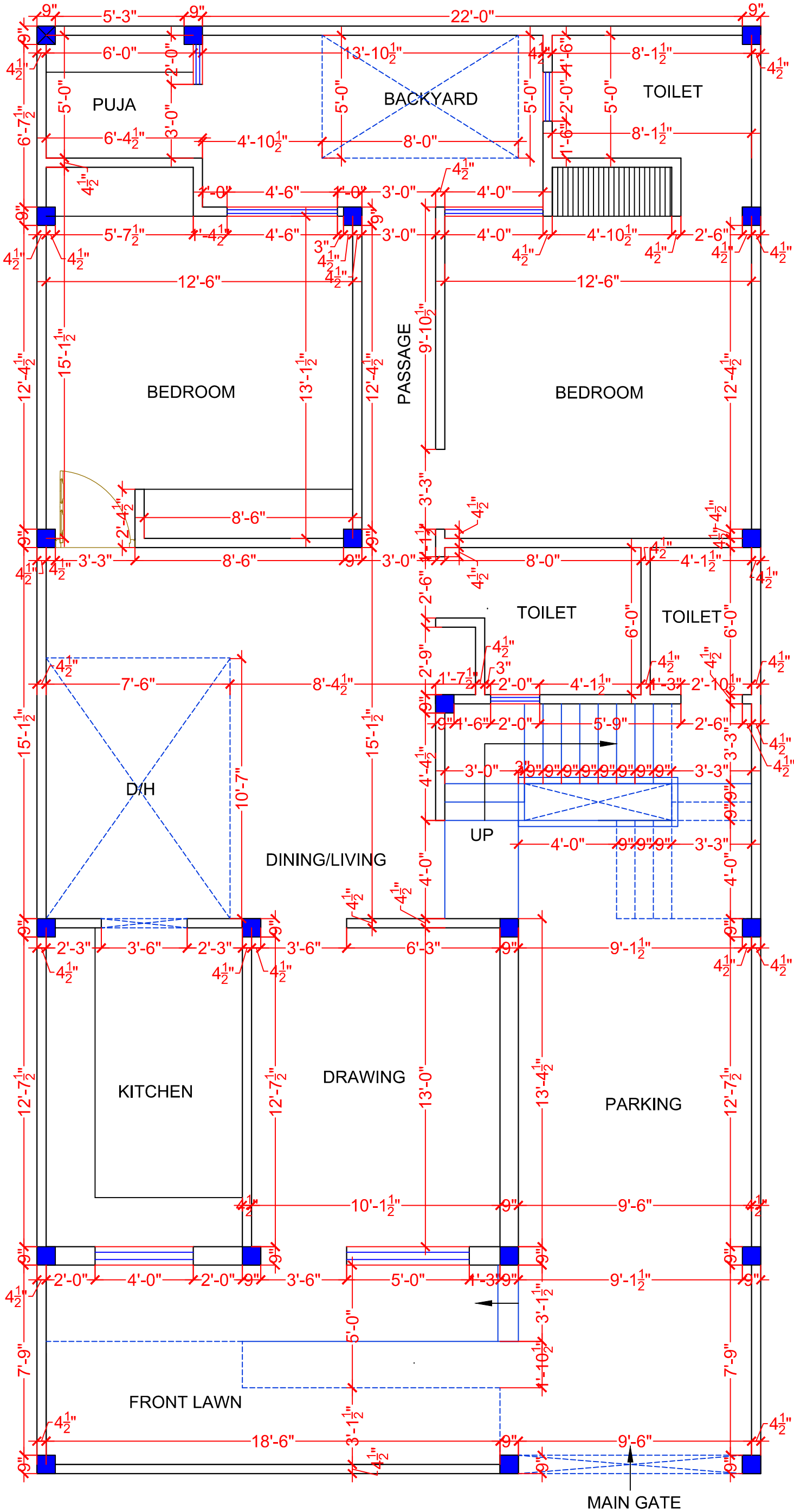


DRAWN BY : SURAJ SINGH

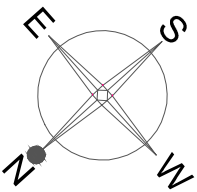




COPY	REV.	DATE	REVISION/ISSUED TO
PROJECT :-			
PROPOSED RESIDENCE AT LUCKNOW			
OWNER :-			
MR. R B KANUJIYA JI			
DRAWING TITLE:			
FRONT ELEVATION			
DRAWN BY :- PRIYANSHI	CHECKED BY :- DEEPAK	DATED :- 05.12.21	
SCALE :- N.T.S.	DRG. NO. :- IS-ST-02	JOB. NO. :- 01	
<ul style="list-style-type: none"><li>● ALL THE DIMENSION ARE IN FEET/INCH UNLESS OTHERWISE SPECIFIED.</li><li>● THIS DRAWING IS THE PROPERTY OF IMAGINATION SHAPER AND IS NOT TO BE USED FOR ANY PURPOSE OTHER THAN FOR WHICH IT IS ISSUED WITH OUT PERMISSION OF ITS PRINCIPALS.</li><li>● THIS DRAWING IS TO BE READ IN CONJUNCTION WITH OTHER RELEVANT ARCHITECTURAL, STRUCTURAL AND OTHER SERVICES' CONSULTANTS DRAWING. IT SHALL BE THE DEEMED RESPONSIBILITY OF THE CONTRACTOR/ FABRICATOR TO BRING IN TO NOTICE OF ARCHITECTS IF ANY DISCREPANCY WITHIN OR BETWEEN THE DRAWINGS PRIOR TO CONSTRUCTION.</li><li>● ALL WRITTEN DIMENSIONS ARE TO BE FOLLOWED AND THE DRAWING IS NOT TO BE SCALED.</li></ul>			
		ARCHITECTS : Imagination shaper Near jaygopal dharamkata , Ahmamau , Sultanpur Road , Lucknow -226002 (U.P.) Mob : +91-9335648633 , +91-972188670 e-mail : imaginationshaper@gmail.com Website : www.imaginationshaper.com	



TOTAL COVERED  
AREA -1509.89 Sqft.



COPY	REV.	DATE	REVISION/ISSUED TO

PROJECT :-  
**PROPOSED RESIDENCE AT LUCKNOW**

OWNER :-  
**MR. R B KANUJIYA**

DRAWING TITLE:  
**GROUND FLOOR PLAN**

DRAWN BY :-	CHECKED BY :-	DATED :-
SHUBHAM	DEEPAK	03.12.21

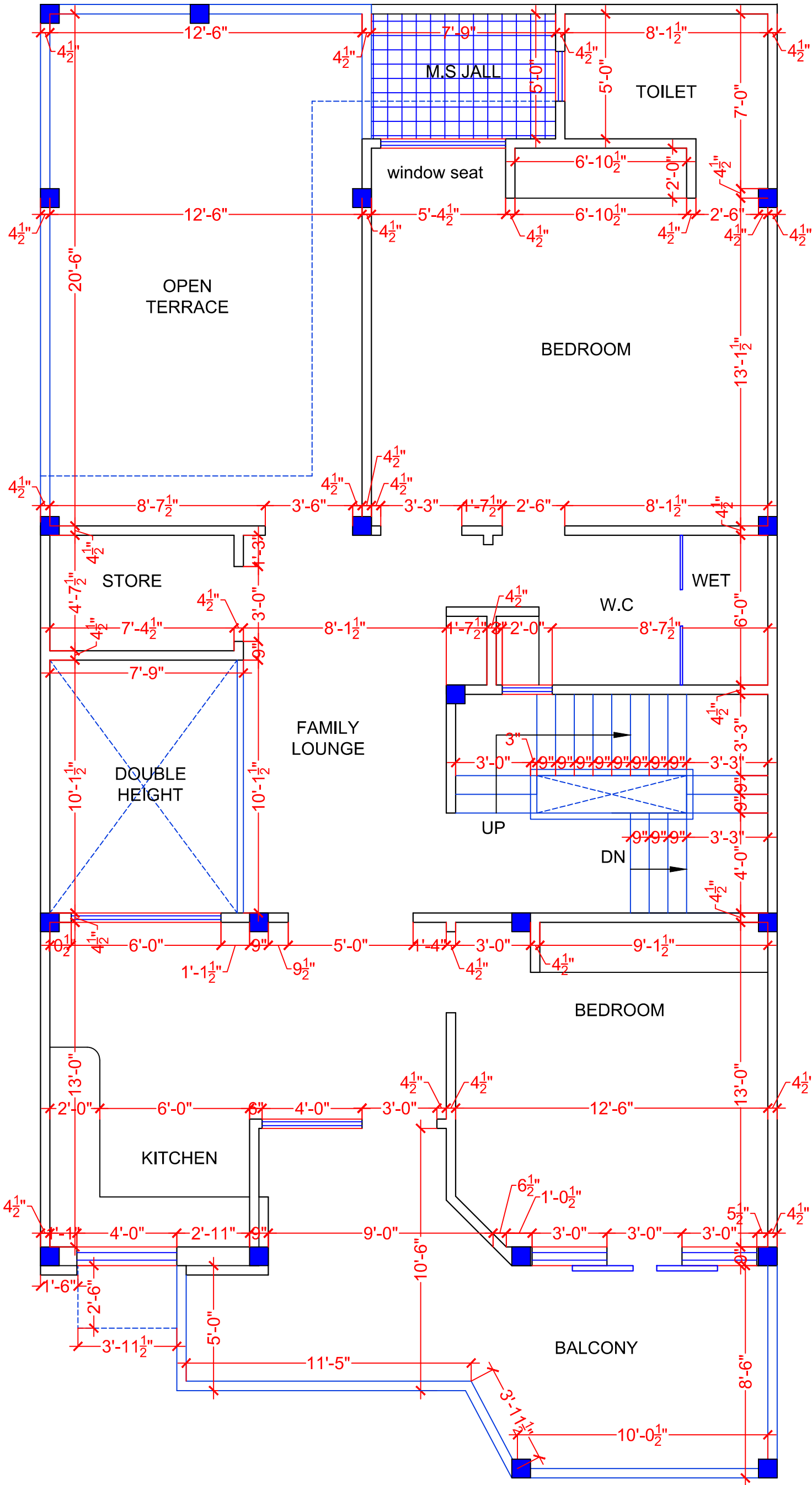
SCALE :-	DRG. NO. :-	JOB. NO. :-
N.T.S.	AR-01	01

● ALL THE DIMENSION ARE IN FEET/INCH UNLESS OTHERWISE SPECIFIED.  
● THIS DRAWING IS THE PROPERTY OF IMAGINATION SHAPER AND IS NOT TO BE USED FOR ANY PURPOSE OTHER THAN FOR WHICH IT IS ISSUED WITH OUT PERMISSION OF ITS PRINCIPALS.  
● THIS DRAWING IS TO BE READ IN CONJUNCTION WITH OTHER RELEVANT ARCHITECTURAL, STRUCTURAL AND OTHER SERVICES/ CONSULTANTS DRAWING. IT SHALL BE THE DEEMED RESPONSIBILITY OF THE CONTRACTOR/ FABRICATOR TO BRING IN TO NOTICE OF ARCHITECTS IF ANY DISCREPANCY WITHIN OR BETWEEN THE DRAWINGS PRIOR TO CONSTRUCTION.  
● ALL WRITTEN DIMENSIONS ARE TO BE FOLLOWED AND THE DRAWING IS NOT TO BE SCALED.

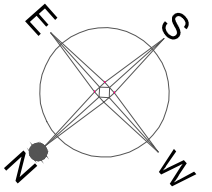


ARCHITECTS :  
**Imagination shaper**  
Near jaygopal dharamkata , Ahmamau ,  
Sultanpur Road , Lucknow -226002 (U.P.)  
Mob : +91-9355686533 , +91-972188670  
e-mail : imaginationshaper@gmail.com  
Website : www.imaginationshaper.com





TOTAL COVERED  
AREA -1343.06 Sqft.



COPY	REV.	DATE	REVISION/ISSUED TO

PROJECT :-

PROPOSED RESIDENCE AT LUCKNOW

OWNER :-

MR. R B KANUJIYA

DRAWING TITLE:

FIRST FLOOR WORKING PLAN

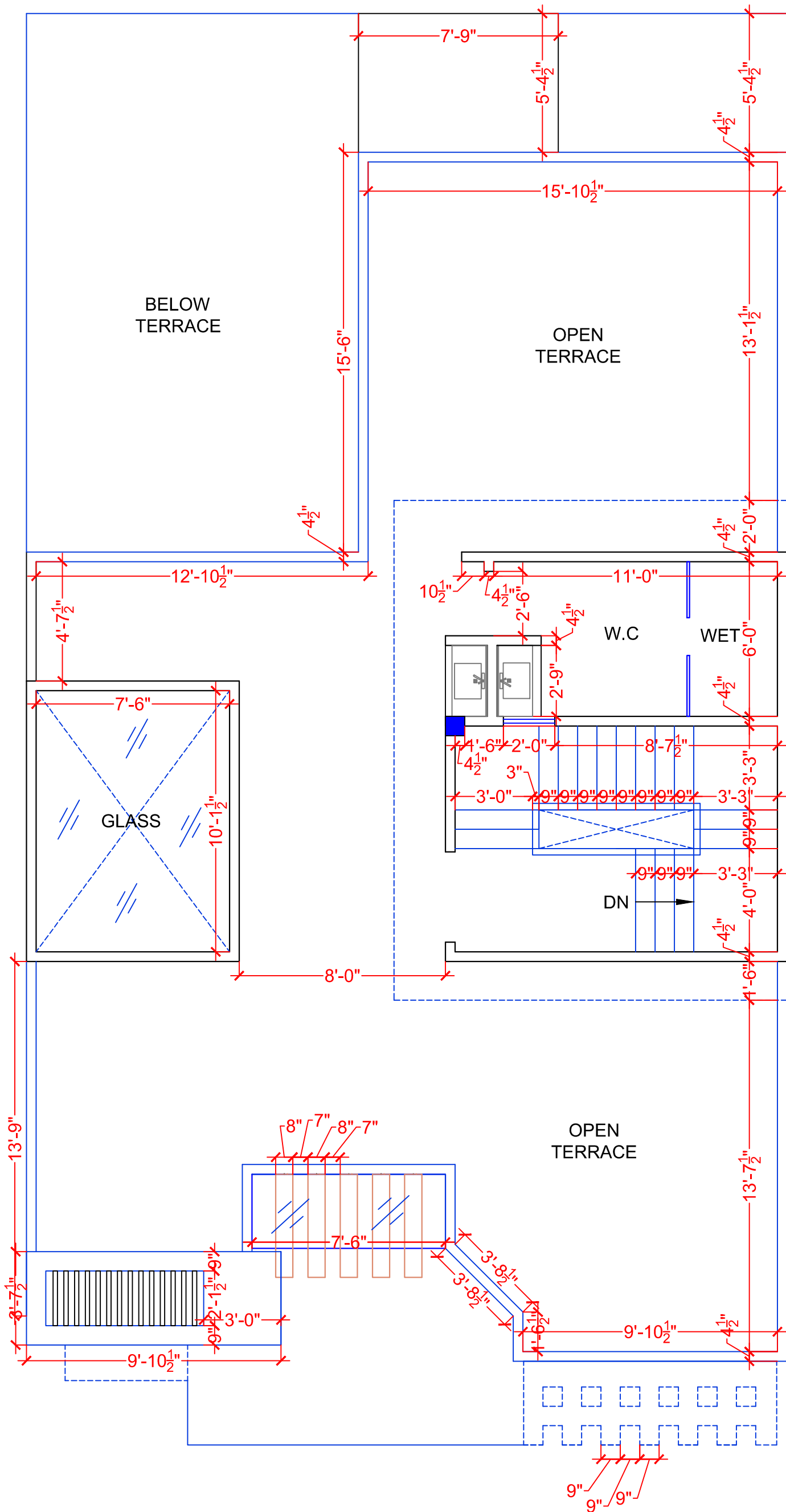
DRAWN BY :-	CHECKED BY :-	DATED :-
SHUBHAM	DEEPAK	03.12.21

SCALE :-	DRG. NO. :-	JOB. NO. :-
N.T.S.	AR-01	01

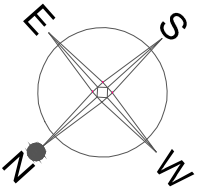
- ALL THE DIMENSION ARE IN FEET/INCH UNLESS OTHERWISE SPECIFIED.
- THIS DRAWING IS THE PROPERTY OF IMAGINATION SHAPER AND IS NOT TO BE USED FOR ANY PURPOSE OTHER THAN FOR WHICH IT IS ISSUED WITH OUT PERMISSION OF ITS PRINCIPALS.
- THIS DRAWING IS TO BE READ IN CONJUNCTION WITH OTHER RELEVANT ARCHITECTURAL, STRUCTURAL AND OTHER SERVICES' CONSULTANTS DRAWING. IT SHALL BE THE DEEMED RESPONSIBILITY OF THE CONTRACTOR/ FABRICATOR TO BRING IN TO NOTICE OF ARCHITECTS IF ANY DISCREPANCY WITHIN OR BETWEEN THE DRAWINGS PRIOR TO CONSTRUCTION.
- ALL WRITTEN DIMENSIONS ARE TO BE FOLLOWED AND THE DRAWING IS NOT TO BE SCALED.



ARCHITECTS :  
Imagination shaper  
Near jaygopal dharamkata , Ahmamau ,  
Sultanpur Road , Lucknow -226002 (U.P.)  
Mob : +91-9355686533 , +91-972188670  
e-mail : imaginationshaper@gmail.com  
Website : www.imaginationshaper.com



TOTAL COVERED  
AREA -278.40 Sqft.



COPY	REV.	DATE	REVISION/ISSUED TO

PROJECT :-  
PROPOSED RESIDENCE AT LUCKNOW

OWNER :-  
MR. R B KANUJIYA

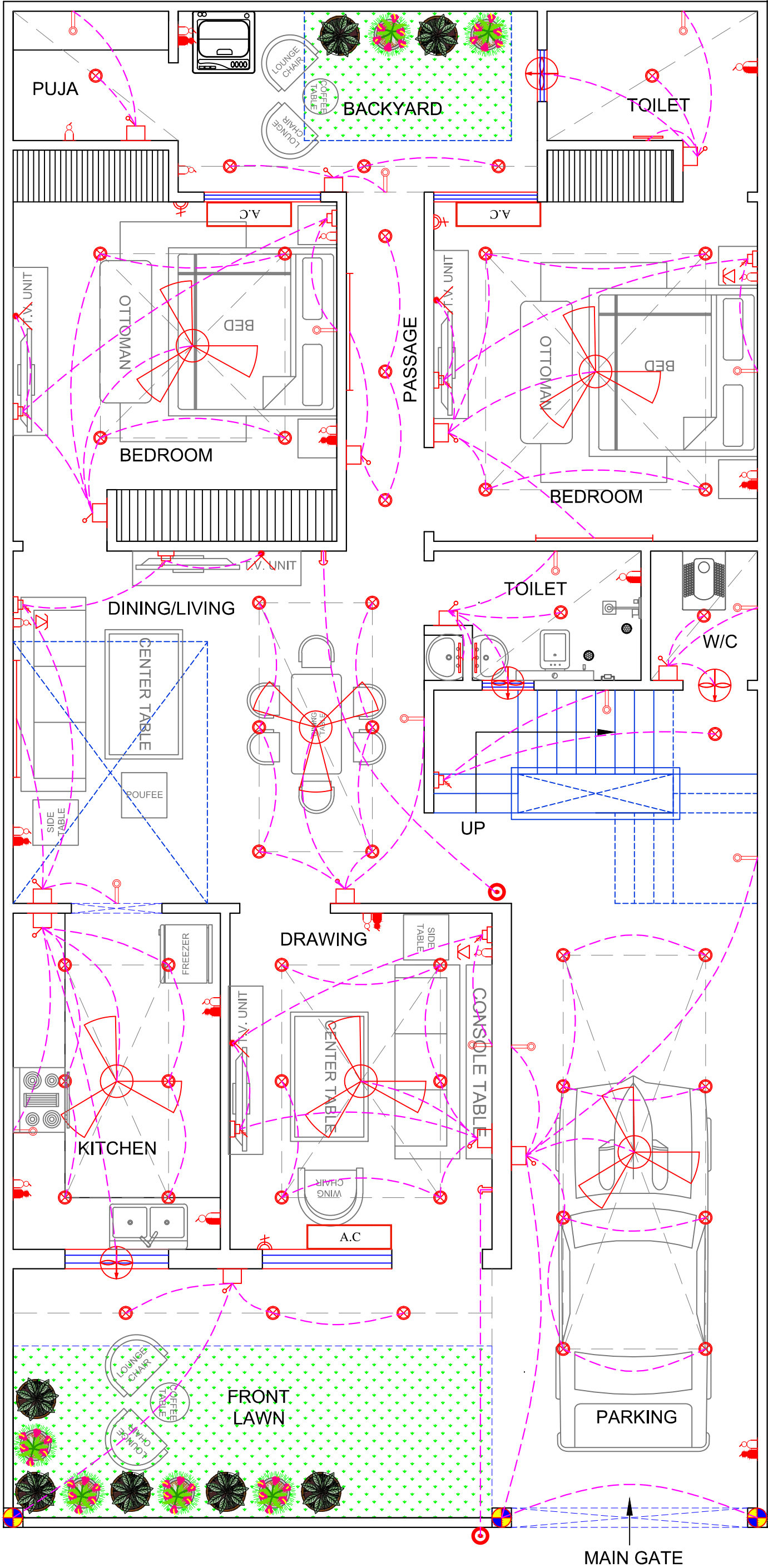
DRAWING TITLE:  
TERRACE FLOOR  
WORKING PLAN

DRAWN BY :- SHUBHAM	CHECKED BY :- DEEPAK	DATED :- 05.12.21
SCALE :- N.T.S.	DRG. NO. :- AR-01	JOB. NO. :- 01

- ALL THE DIMENSION ARE IN FEET/INCH UNLESS OTHERWISE SPECIFIED.
- THIS DRAWING IS THE PROPERTY OF IMAGINATION SHAPER AND IS NOT TO BE USED FOR ANY PURPOSE OTHER THAN FOR WHICH IT IS ISSUED WITH OUT PERMISSION OF ITS PRINCIPALS.
- THIS DRAWING IS TO BE READ IN CONJUNCTION WITH OTHER RELEVANT ARCHITECTURAL, STRUCTURAL AND OTHER SERVICES' CONSULTANTS DRAWING. IT SHALL BE THE DEEMED RESPONSIBILITY OF THE CONTRACTOR/ FABRICATOR TO BRING IN TO NOTICE OF ARCHITECTS IF ANY DISCREPANCY WITHIN OR BETWEEN THE DRAWINGS PRIOR TO CONSTRUCTION.
- ALL WRITTEN DIMENSIONS ARE TO BE FOLLOWED AND THE DRAWING IS NOT TO BE SCALED.



ARCHITECTS :  
Imagination shaper  
Near jaygopal dharamkata , Ahmamau ,  
Sultanpur Road , Lucknow -226002 (U.P.)  
Mob: +91-9355686533 , +91-972188670  
e-mail : imaginationshaper@gmail.com  
Website : www.imaginationshaper.com

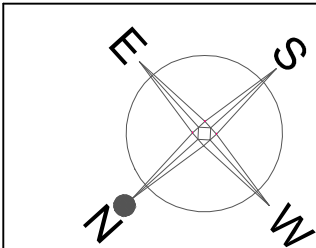


Symbol	Description	Height from F.F. M.
	Ceiling Fan	
	Exhaust Fan	Above Door M
	Ceiling Light	
	Bracket Light	7'-6"/6" Above Door M.
	1X40 Watt Fix Tube	7'-6"/6" Above Door M.
	wash basin Light	6'-6"/6" Below Door M.
	5 amp Out let	12" HT.
	15 amp Out let	12" HT.
	Geyser Point	5'-6"
	T.V. Out let	3'-0"
	Telephone Out let	2'-0"/Bed Side Table
	Switch Board	4'-6"
	Distribution Board	3'-6"
	Two Way Switch	Near Stair
	A/C MCB	12" HT.
	Door Bell	
	Wall Fan	
	BOUNDARY LIGHT	
	CHANDILIER	

- Note:
- One 6A Socket shall be provided in every switch board.
  - One Fan Regulator & one 6A switch shall be provided for every fan.
  - HT denotes to home theater or DVD system

#### GENERAL ELECTRIFICATION DETAILS

- Bed Rooms
  - 15 Amp point for Heater at 12' HT.
  - 16 Amp point as per drawing at 12' HT.
  - Fan Regulator at Bed Side Table at 24"
- HT:
  - T.V. / Computer @3' HT.
  - Music System (VCD etc.) control on Bed Side Table.
- Kitchen
  - 6 Amp for Aqua Guard.
  - 6 Amp for Exhaust.
  - 6 Amp for Chimney.
  - 6/16 Amp for Microwave Oven.
  - 6/16 Amp for Jucer / Mixer / Grinder.
  - Light point at 5' HT. below 12' Depth
- Cabinet:
  - 6 Amp for Freeze.
  - 6/16 Amp for Washing Machine.
  - 6/16 Amp for Water Pump and Switch as per Drg.
- Courtyard
  - 15 Amp point for Heater at 12' HT.
  - 16 Amp point as per drawing at 12' HT.
- Gate
  - Video / Door Phone / Call Bell
- Stairs
  - Two Way Switches.



COPY	REV.	DATE	REVISION/ISSUED TO

PROJECT :-  
**PROPOSED RESIDENCE AT LUCKNOW**

OWNER :-  
**MR. R B KANUJIYA JI**

DRAWING TITLE:  
**GROUND FLOOR ELECTRICAL PLAN**

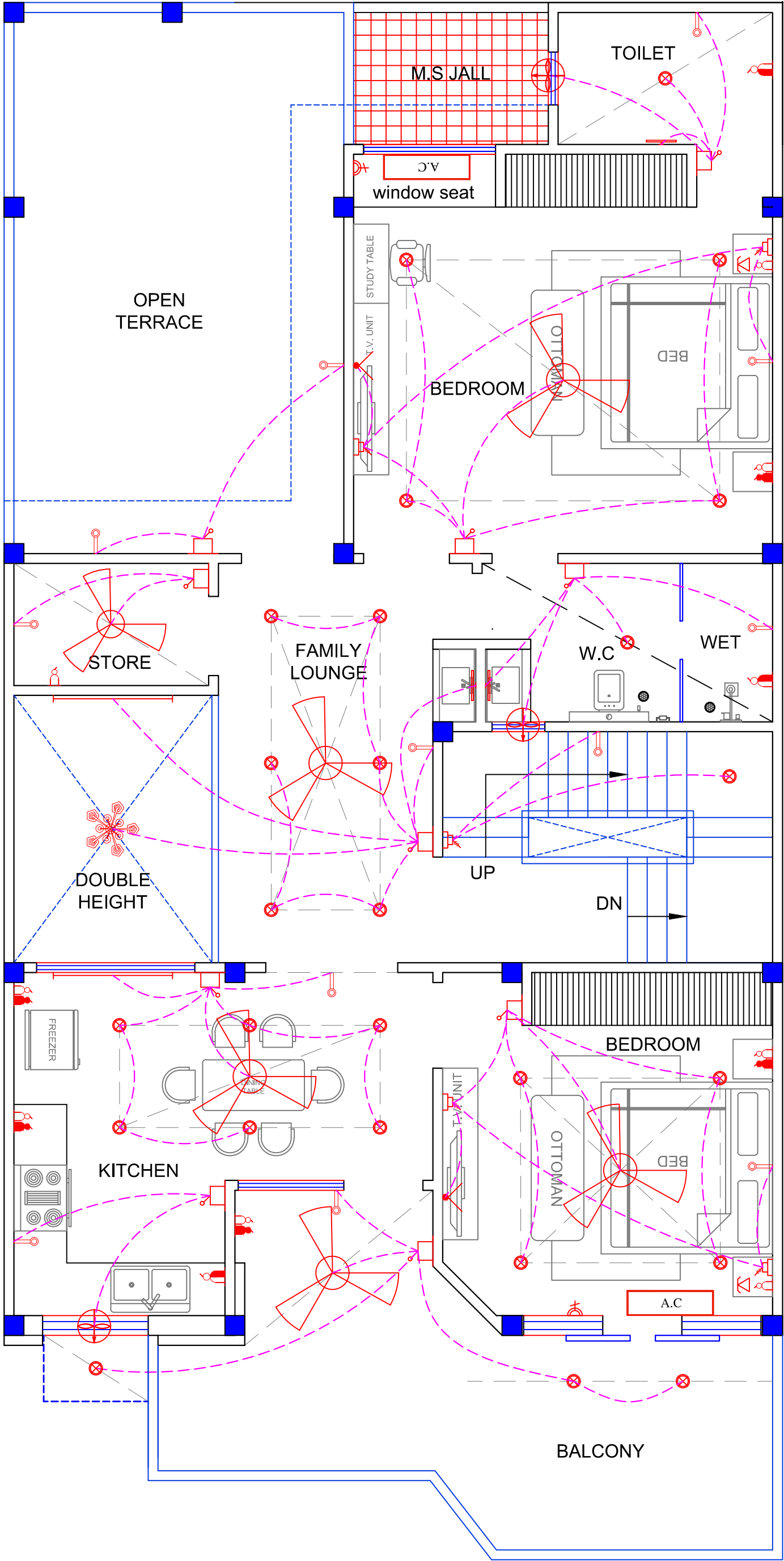
DRAWN BY :- PRIYANSHI	CHECKED BY :- DEEPAK	DATED :- 05.12.21
SCALE :- N.T.S.	DRG. NO. :- ELC-01	JOB. NO. :- 01

- ALL THE DIMENSION ARE IN FEET/INCH UNLESS OTHERWISE SPECIFIED.
- THIS DRAWING IS THE PROPERTY OF IMAGINATION SHAPER AND IS NOT TO BE USED FOR ANY PURPOSE OTHER THAN FOR WHICH IT IS ISSUED WITH OUT PERMISSION OF ITS PRINCIPALS.
- THIS DRAWING IS TO BE READ IN CONJUNCTION WITH OTHER RELEVANT ARCHITECTURAL, STRUCTURAL AND OTHER SERVICES/ CONSULTANTS DRAWING. IT SHALL BE THE DEEMED RESPONSIBILITY OF THE CONTRACTOR FABRICATOR TO BRING IN TO NOTICE OF ARCHITECTS IF ANY DISCREPANCY WITHIN OR BETWEEN THE DRAWINGS PRIOR TO CONSTRUCTION.
- ALL WRITTEN DIMENSIONS ARE TO BE FOLLOWED AND THE DRAWING IS NOT TO BE SCALED.



ARCHITECTS :  
**Imagination shaper**  
Near jaygopal dharamkatala , Ahmama ,  
Sultanpur Road , Lucknow -226002 (U.P.)  
Mob: +91-9335486533 , +91-972188670  
e-mail : imaginationshaper@gmail.com  
Website : www.imaginationshaper.com

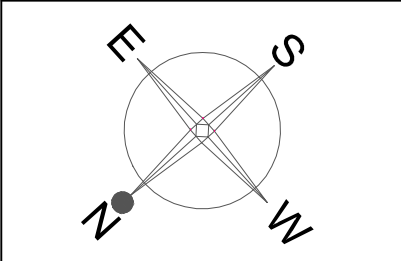




Symbol	Description	Height from F.F. M.
	Ceiling Fan	
	Exhaust Fan	Above Door M
	Ceiling Light	
	Bracket Light	7'-6"/6" Above Door M.
	1x40 Watt Fix Tube	7'-6"/6" Above Door M.
	wash basin Light	6'-6"/6" Below Door M.
	5 amp Out let	12" HT.
	15 amp Out let	12" HT.
	Geyser Point	5'-6"
	T.V. Out let	3'-0"
	Telephone Out let	2'-0"/Bed Side Table
	Switch Board	4'-6"
	Distribution Board	3'-6"
	Two Way Switch	Near Stair
	A/C MCB	12" HT.
	Door Bell	
	Wall Fan	
	BOUNDARY LIGHT	
	CHANDILIER	

- Note:
- One 6A Socket shall be provided in every switch board.
  - One Fan Regulator & one 6A switch shall be provided for every fan.
  - HT denotes to home theater or DVD system

GENERAL ELECTRIFICATION DETAILS	
1. Bed Rooms	a). 15 Amp point for Heater at 12' HT. b). 16 Amp point as per drawing at 12' HT. c). Fan Regulator at Bed Side Table at 24" HT.
2. Kitchen	a). 6 Amp for Aqua Guard. b). 6 Amp for Exhaust. c). 6 Amp for Chimney. d). 6/16 Amp for Microwave Oven. e). 6/16 Amp for Jucer / Mixer / Grinder. f). Light point at 5' HT. below 12' Depth
Cabinet.	g). 6 Amp for Freeze.
4. Courtyard	a). 6/16 Amp for Washing Machine. b). 6/16 Amp for Water Pump and Switch as per Drg.
5. Gate	a). Video / Door Phone / Call Bell
6. Stairs	a). Two Way Switches.



COPY	REV.	DATE	REVISION/ISSUED TO

PROJECT :-  
**PROPOSED RESIDENCE AT LUCKNOW**

OWNER :-  
**MR. R B KANUJIYA JI**

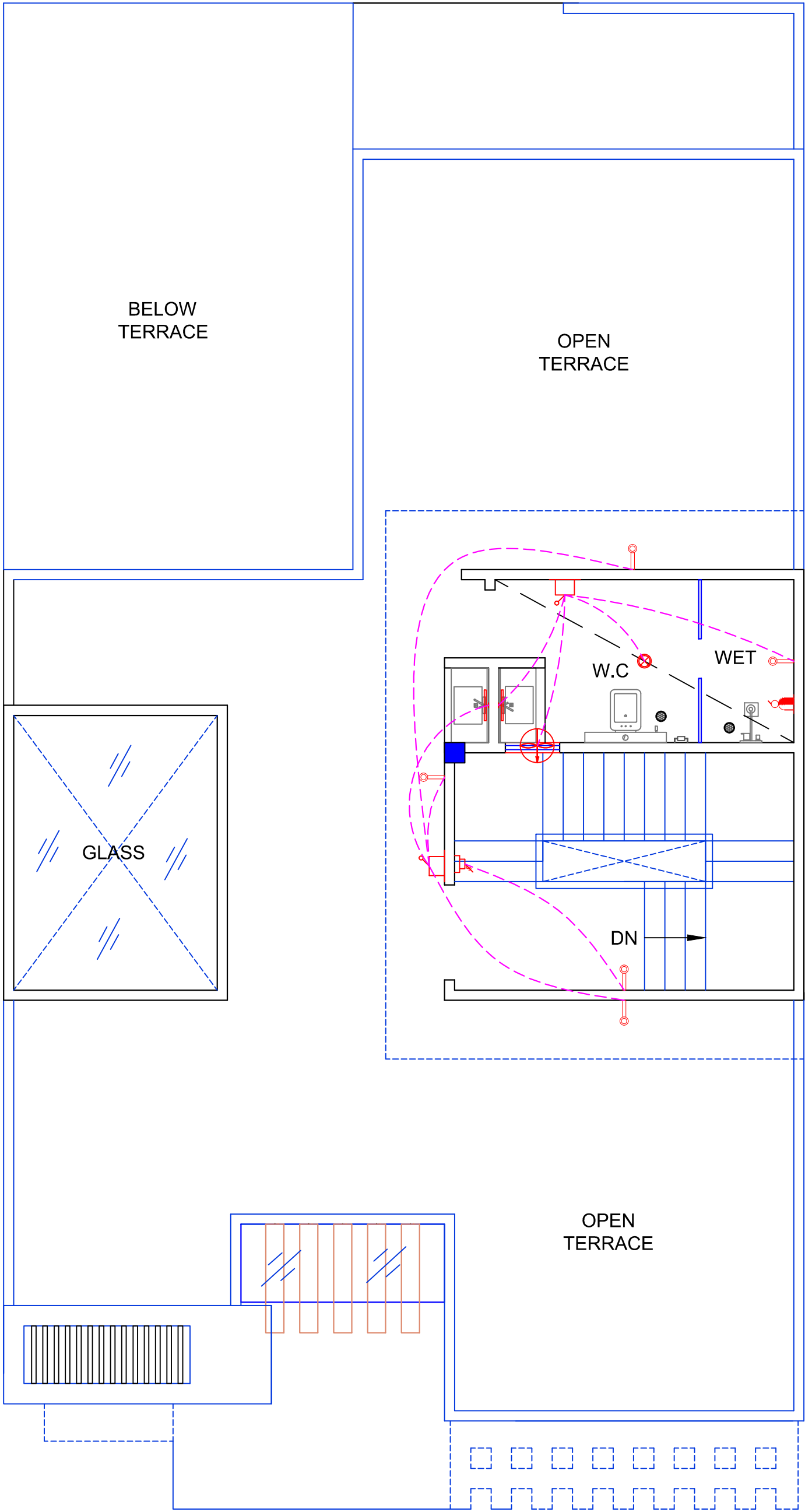
DRAWING TITLE:  
**FIRST FLOOR ELECTRICAL PLAN**

DRAWN BY :- PRIYANSHI	CHECKED BY :- DEEPAK	DATED :- 05.12.21
SCALE :- N.T.S.	DRG. NO. :- ELC-02	JOB. NO. :- 01

- ALL THE DIMENSION ARE IN FEET/INCH UNLESS OTHERWISE SPECIFIED.
- THIS DRAWING IS THE PROPERTY OF IMAGINATION SHAPER AND IS NOT TO BE USED FOR ANY PURPOSE OTHER THAN FOR WHICH IT IS ISSUED WITH OUT PERMISSION OF ITS PRINCIPALS.
- THIS DRAWING IS TO BE READ IN CONJUNCTION WITH OTHER RELEVANT ARCHITECTURAL, STRUCTURAL AND OTHER SERVICES/ CONSULTANTS DRAWING. IT SHALL BE THE DEEMED RESPONSIBILITY OF THE CONTRACTOR/ FABRICATOR TO BRING IN TO NOTICE OF ARCHITECTS IF ANY DISCREPANCY WITHIN OR BETWEEN THE DRAWINGS PRIOR TO CONSTRUCTION.
- ALL WRITTEN DIMENSIONS ARE TO BE FOLLOWED AND THE DRAWING IS NOT TO BE SCALED.



ARCHITECTS :  
**Imagination shaper**  
Near jaygopal dharamkala , Ahmamau ,  
Sultanpur Road , Lucknow -226002 (U.P.)  
Mob: +91-9335486333 , +91-972188670  
e-mail : imaginationshaper@gmail.com  
Website : www.imaginationshaper.com



Symbol	Description	Height from F.F. M.
	Ceiling Fan	
	Exhaust Fan	Above Door M
	Ceiling Light	
	Bracket Light	7'-6"/6" Above Door M.
	1X40 Watt Fix Tube	7'-6"/6" Above Door M.
	wash basin Light	6'-6"/6" Below Door M.
	5 amp Out let	12" HT.
	15 amp Out let	12" HT.
	Geyser Point	5'-6"
	T.V. Out let	3'-0"
	Telephone Out let	2'-0"/Bed Side Table
	Switch Board	4'-6"
	Distribution Board	3'-6"
	Two Way Switch	Near Stair
	A/C MCB	12" HT.
	Door Bell	
	Wall Fan	
	BOUNDARY LIGHT	
	CHANDILIER	

Note:  
1. One 6A Socket shall be provided in every switch board.  
2. One Fan Regulator & one 6A switch shall be provided for every fan.  
3. HT denotes to home theater or DVD system

**GENERAL ELECTRIFICATION DETAILS**

1. Bed Rooms a). 15 Amp point for Heater at 12' HT.  
b). 16 Amp point as per drawing at 12' HT.  
c). Fan Regulator at Bed Side Table at 24" HT.  
d). T.V. / Computer @3' Ht.  
e). Music System (VCD etc.) control on Bed Side Table.  
2. Kitchen a). 6 Amp for Aqua Guard.  
b). 6 Amp for Exhaust.  
c). 6 Amp for Chimney.  
d). 6/16 Amp for Microwave Oven.  
e). 6/16 Amp for Jucer / Mixer / Grinder.  
f). Light point at 5' HT. below 12' Depth Cabinet.  
g). 6 Amp for Freeze.  
4. Courtyard a). 6/16 Amp for Washing Machine.  
b). 6/16 Amp for Water Pump and Switch as per Drg.  
5. Gate a). Video / Door Phone / Call Bell  
6. Stairs a). Two Way Switches.

COPY	REV.	DATE	REVISION/ISSUED TO

PROJECT :-  
**PROPOSED RESIDENCE AT LUCKNOW**

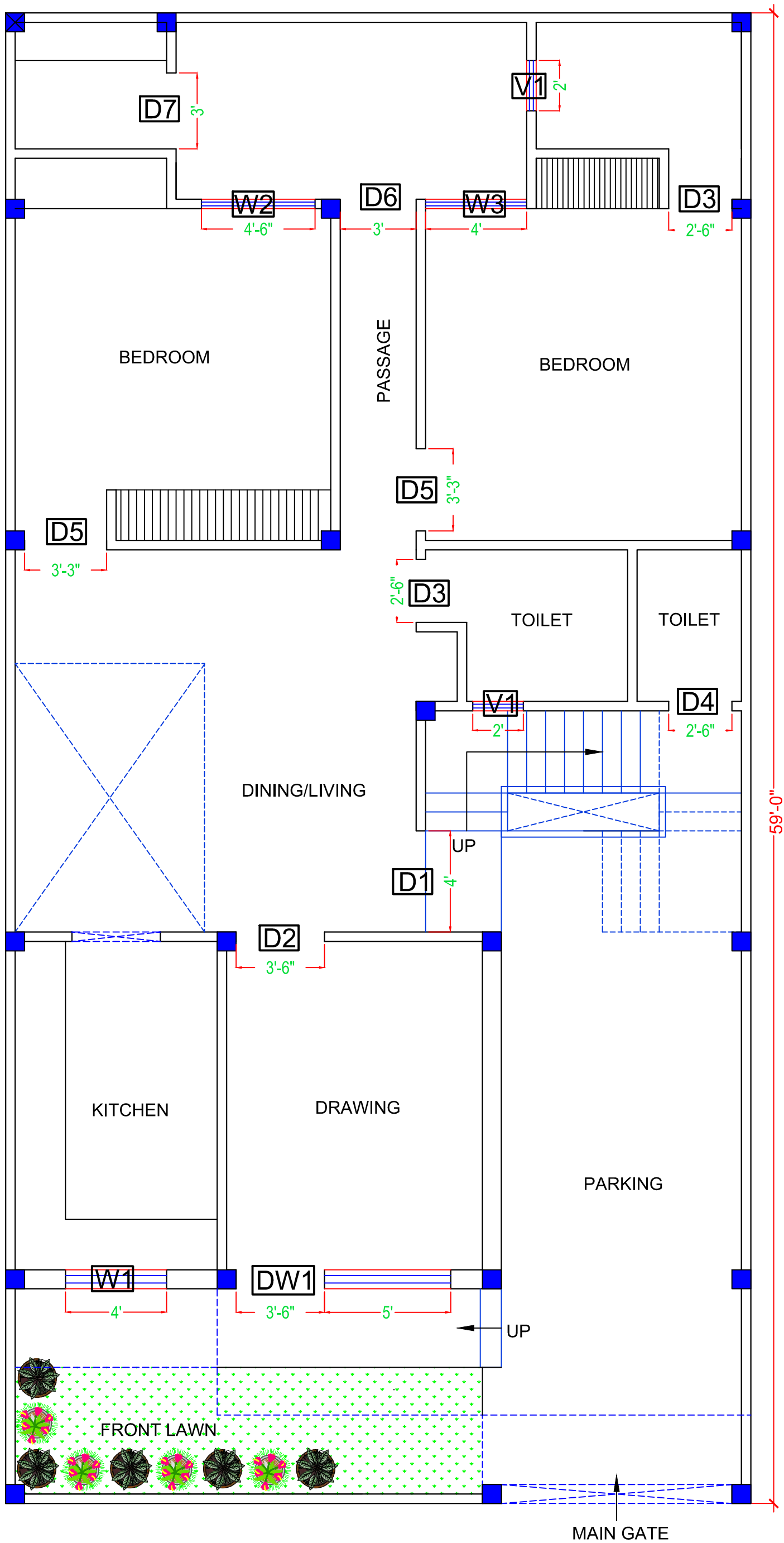
OWNER :-  
**MR. R B KANUJIYA JI**

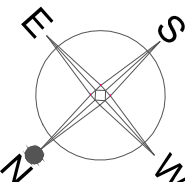

DRAWING TITLE:  
**TERRACE FLOOR ELECTRICAL PLAN**

DRAWN BY :- PRIYANSHI	CHECKED BY :- DEEPAK	DATED :- 05.12.21
SCALE :- N.T.S.	DRG. NO. :- ELC-03	JOB. NO. :- 01

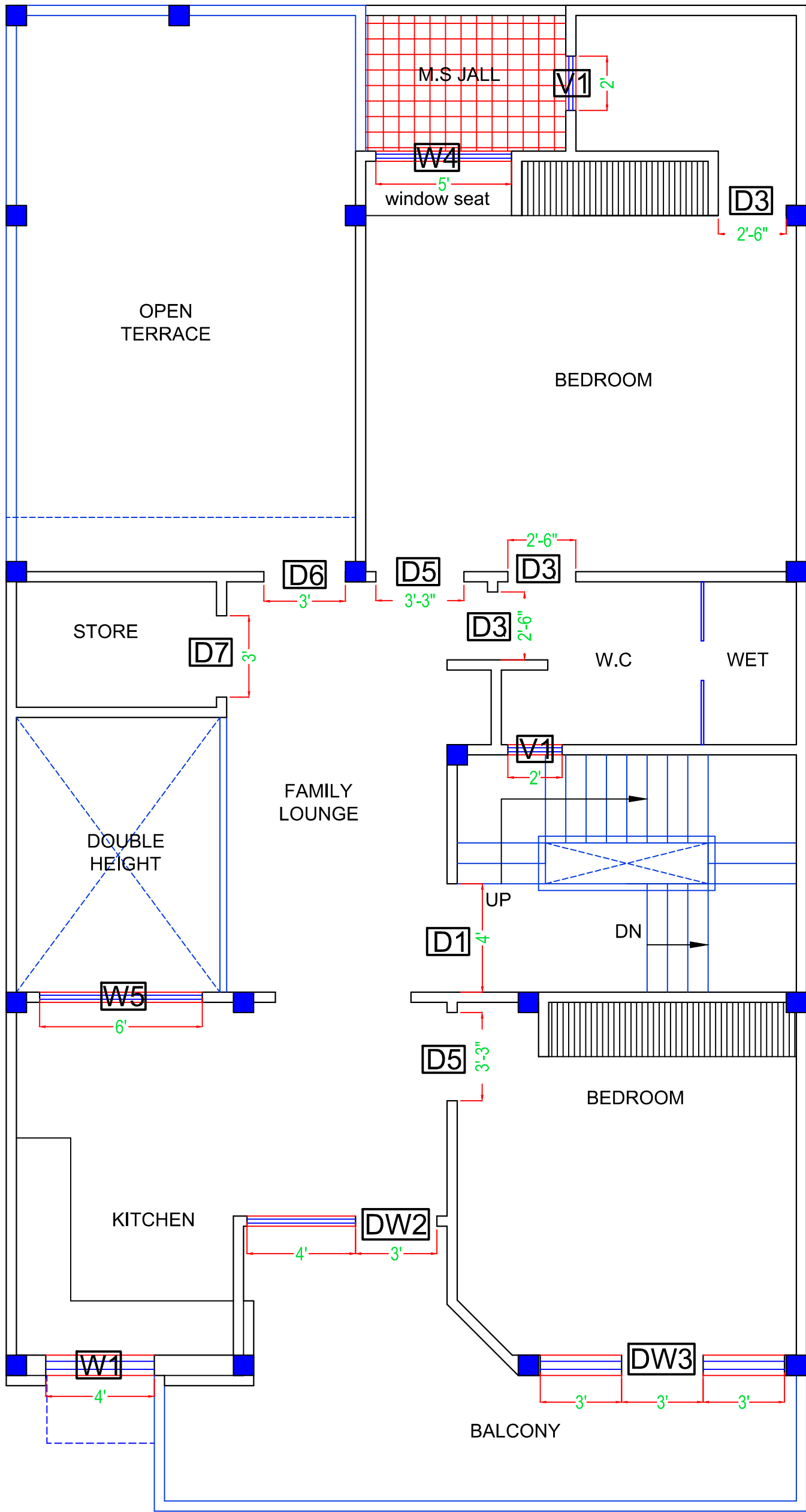
● ALL THE DIMENSION ARE IN FEET/INCH UNLESS OTHERWISE SPECIFIED.  
● THIS DRAWING IS THE PROPERTY OF IMAGINATION SHAPER AND IS NOT TO BE USED FOR ANY PURPOSE OTHER THAN FOR WHICH IT IS ISSUED WITH OUT PERMISSION OF ITS PRINCIPALS.  
● THIS DRAWING IS TO BE READ IN CONJUNCTION WITH OTHER RELEVANT ARCHITECTURAL, STRUCTURAL AND OTHER SERVICES/ CONSULTANTS DRAWING. IT SHALL BE THE DEEMED RESPONSIBILITY OF THE CONTRACTOR, FABRICATOR TO BRING IN TO NOTICE OF ARCHITECTS IF ANY DISCREPANCY WITHIN OR BETWEEN THE DRAWINGS PRIOR TO CONSTRUCTION.  
● ALL WRITTEN DIMENSIONS ARE TO BE FOLLOWED AND THE DRAWING IS NOT TO BE SCALED.

ARCHITECTS :  
**Imagination shaper**  
Near jaygopal dharamkala , Ahmamau ,  
Sultanpur Road , Lucknow -226002 (U.P.)  
Mob: +91-9335486333 , +91-972188670  
e-mail : imaginationshaper@gmail.com  
Website : www.imaginationshaper.com

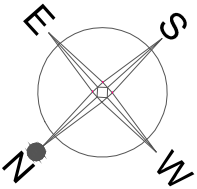


<div>TOTAL COVERED AREA -1509.89 Sqft.</div>			
<div></div>			
COPY	REV.	DATE	REVISION/ISSUED TO
PROJECT :-			
<div>PROPOSED RESIDENCE AT LUCKNOW</div>			
OWNER :-			
<div>MR. R.B KANUJIYA</div>			
DRAWING TITLE:			
<div>GROUND FLOOR PLAN DOOR &amp; WINDOW</div>			
DRAWN BY :- SHUBHAM		CHECKED BY :- DEEPAK	DATED :- 03.12.21
SCALE :- N.T.S.	DRG. NO. :- AR-01		JOB. NO. :- 01
<div><ul style="list-style-type: none"><li>● ALL THE DIMENSION ARE IN FEET/INCH UNLESS OTHERWISE SPECIFIED.</li><li>● THIS DRAWING IS THE PROPERTY OF IMAGINATION SHAPER AND IS NOT TO BE USED FOR ANY PURPOSE OTHER THAN FOR WHICH IT IS ISSUED WITH OUT PERMISSION OF ITS PRINCIPALS.</li><li>● THIS DRAWING IS TO BE READ IN CONJUNCTION WITH OTHER RELEVANT ARCHITECTURAL, STRUCTURAL AND OTHER SERVICES' CONSULTANTS DRAWING. IT SHALL BE THE DEEMED RESPONSIBILITY OF THE CONTRACTOR/ FABRICATOR TO BRING IN TO NOTICE OF ARCHITECTS IF ANY DISCREPANCY WITHIN OR BETWEEN THE DRAWINGS PRIOR TO CONSTRUCTION.</li><li>● ALL WRITTEN DIMENSIONS ARE TO BE FOLLOWED AND THE DRAWING IS NOT TO BE SCALED.</li></ul></div>			
<div><div>Imagination shaper</div></div>		<div>ARCHITECTS : Imagination shaper Near jaygopal dharamkata , Ahmamau , Sultanpur Road , Lucknow -226002 (U.P.) Mob : +91-9335648633 , +91-972188670 e-mail : imaginationshaper@gmail.com Website : www.imaginationshaper.com</div>	





TOTAL COVERED  
AREA -1343.06 Sqft.



COPY	REV.	DATE	REVISION/ISSUED TO

PROJECT :-  
**PROPOSED RESIDENCE AT LUCKNOW**

OWNER :-  
**MR. R.B KANUJIYA**

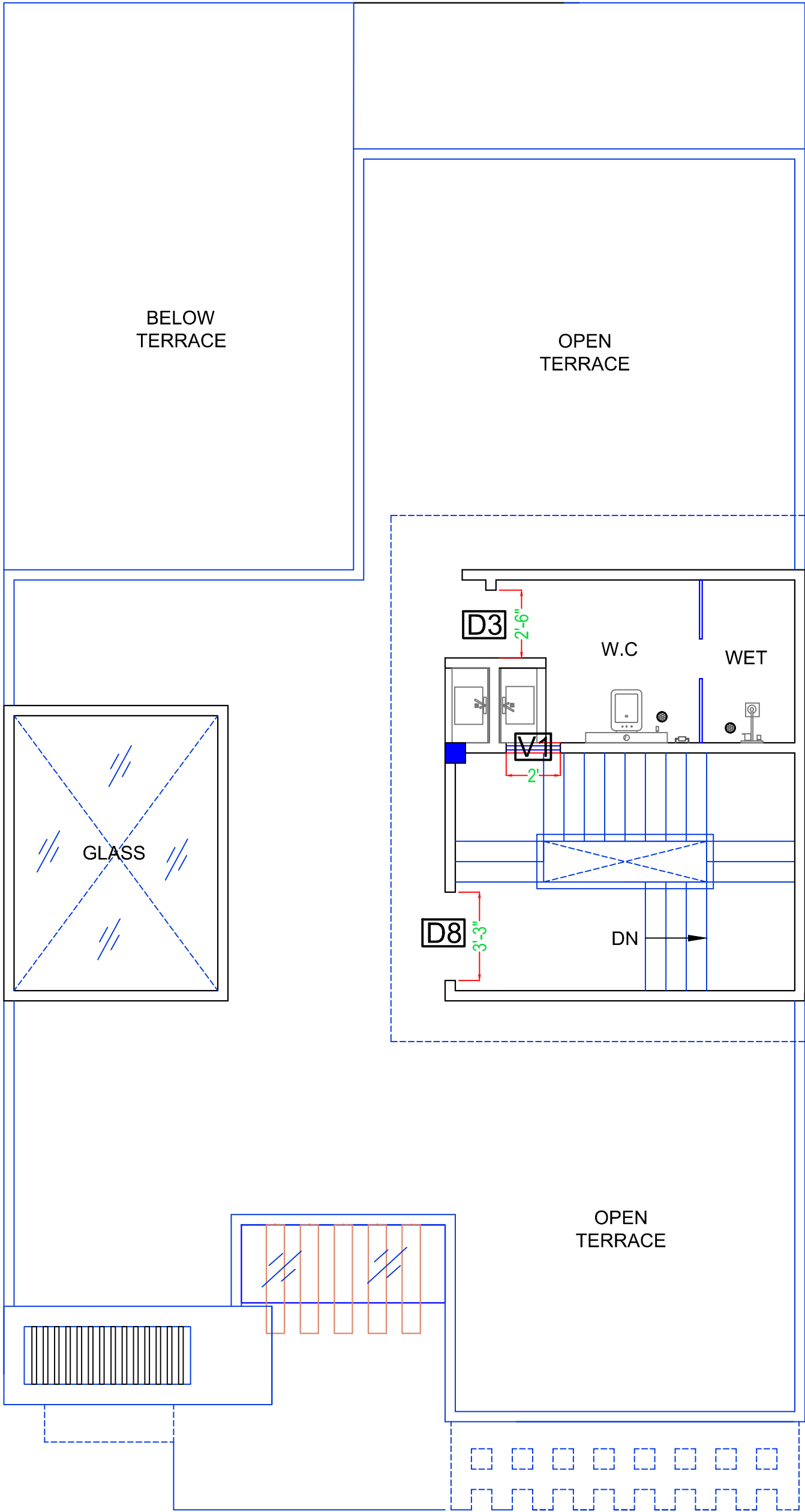
DRAWING TITLE:  
**FIRST FLOOR PLAN  
DOOR & WINDOW**

DRAWN BY :- SHUBHAM	CHECKED BY :- DEEPAK	DATED :- 03.12.21
SCALE :- N.T.S.	DRG. NO. :- AR-01	JOB. NO. :- 01

- ALL THE DIMENSION ARE IN FEET/INCH UNLESS OTHERWISE SPECIFIED.
- THIS DRAWING IS THE PROPERTY OF IMAGINATION SHAPER AND IS NOT TO BE USED FOR ANY PURPOSE OTHER THAN FOR WHICH IT IS ISSUED WITH OUT PERMISSION OF ITS PRINCIPALS.
- THIS DRAWING IS TO BE READ IN CONJUNCTION WITH OTHER RELEVANT ARCHITECTURAL, STRUCTURAL AND OTHER SERVICES' CONSULTANTS DRAWING. IT SHALL BE THE DEEMED RESPONSIBILITY OF THE CONTRACTOR/ FABRICATOR TO BRING IN TO NOTICE OF ARCHITECTS IF ANY DISCREPANCY WITHIN OR BETWEEN THE DRAWINGS PRIOR TO CONSTRUCTION.
- ALL WRITTEN DIMENSIONS ARE TO BE FOLLOWED AND THE DRAWING IS NOT TO BE SCALED.



ARCHITECTS :  
**Imagination shaper**  
Near jaygopal dharamkata , Ahmamau ,  
Sultanpur Road , Lucknow -226002 (U.P.)  
Mob : +91-9355648633 , +91-972188670  
e-mail : imaginationshaper@gmail.com  
Website : www.imaginationshaper.com



TOTAL COVERED  
AREA -278.40 Sqft.

COPY	REV.	DATE	REVISION/ISSUED TO

PROJECT :-  
PROPOSED RESIDENCE AT LUCKNOW

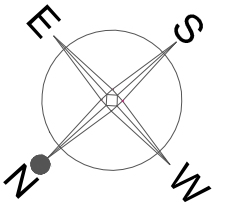
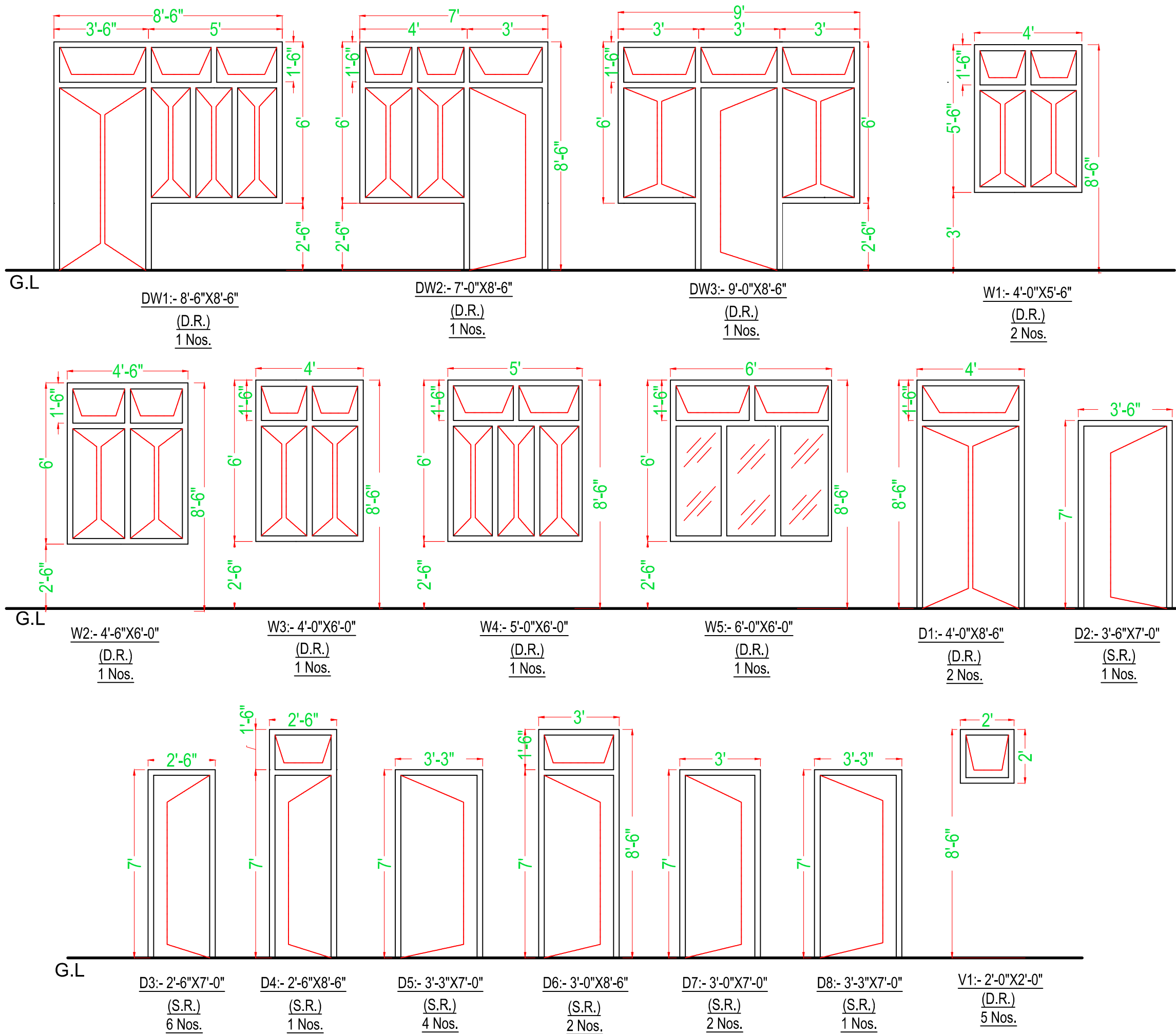
OWNER :-  
MR. R.B KANUJIYA


DRAWING TITLE:  
TERRACE FLOOR PLAN  
DOOR & WINDOW

DRAWN BY :- SHUBHAM	CHECKED BY :- DEEPAK	DATED :- 03.12.21
SCALE :- N.T.S.	DRG. NO. :- AR-01	JOB. NO. :- 01

- ALL THE DIMENSION ARE IN FEET/INCH UNLESS OTHERWISE SPECIFIED.
- THIS DRAWING IS THE PROPERTY OF IMAGINATION SHAPER AND IS NOT TO BE USED FOR ANY PURPOSE OTHER THAN FOR WHICH IT IS ISSUED WITH OUT PERMISSION OF ITS PRINCIPALS.
- THIS DRAWING IS TO BE READ IN CONJUNCTION WITH OTHER RELEVANT ARCHITECTURAL, STRUCTURAL AND OTHER SERVICES' CONSULTANTS DRAWING. IT SHALL BE THE DEEMED RESPONSIBILITY OF THE CONTRACTOR/ FABRICATOR TO BRING IN TO NOTICE OF ARCHITECTS IF ANY DISCREPANCY WITHIN OR BETWEEN THE DRAWINGS PRIOR TO CONSTRUCTION.
- ALL WRITTEN DIMENSIONS ARE TO BE FOLLOWED AND THE DRAWING IS NOT TO BE SCALED.

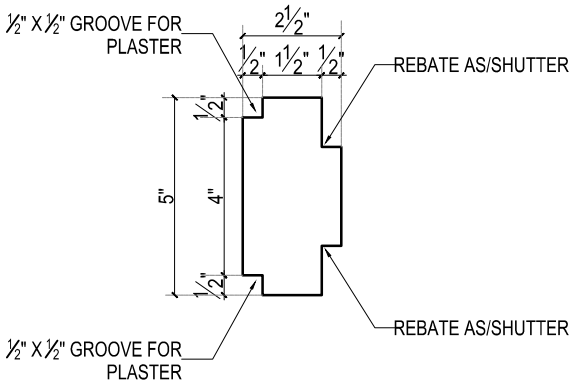
ARCHITECTS :  
Imagination shaper  
Near jaygopal dharamkata , Ahmamau ,  
Sultanpur Road , Lucknow -226002 (U.P.)  
Mob: +91-9355648653, +91-972188670  
e-mail : imaginationshaper@gmail.com  
Website : www.imaginationshaper.com



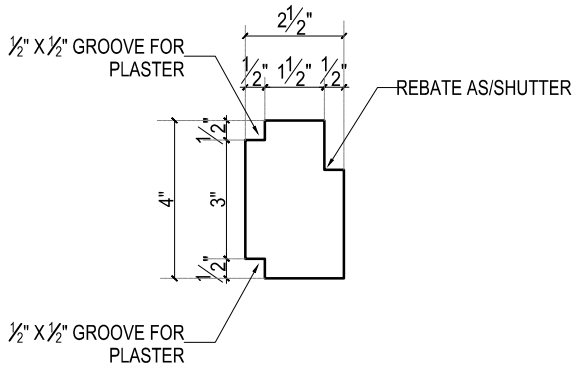
COPY	REV	DATE	REVISION/ISSUED TO
PROJECT :-			
<u>PROPOSED RESIDENCE AT LUCKNOW</u>			
OWNER :-			
<u>MR. R.B KANUJIYA JI</u>			
DRAWING TITLE:			
<u>DOOR &amp; WINDOW SCHEDULE</u>			
DRAWN BY :-	CHECKED BY :-	DATED :-	
PRIYANSHI	DEEPAK	03.12.21	
SCALE :-	DRG. NO. :-	JOB. NO. :-	
N.T.S.	IS-DW-04	01	
<ul style="list-style-type: none"><li>● ALL THE DIMENSION ARE IN FEET/INCH UNLESS OTHERWISE SPECIFIED.</li><li>● THIS DRAWING IS THE PROPERTY OF IMAGINATION SHAPER AND IS NOT TO BE USED FOR ANY PURPOSE OTHER THAN FOR WHICH IT IS ISSUED WITH OUT PERMISSION OF ITS PRINCIPALS.</li><li>● THIS DRAWING IS TO BE READ IN CONJUNCTION WITH OTHER RELEVANT ARCHITECTURAL, STRUCTURAL AND OTHER SERVICES CONSULTANTS DRAWING. IT SHALL BE THE DEEMED RESPONSIBILITY OF THE CONTRACTOR/FABRICATOR TO BRING IN TO NOTICE OF ARCHITECTS IF ANY DISCREPANCY WITHIN OR BETWEEN THE DRAWINGS PRIOR TO CONSTRUCTION.</li><li>● ALL WRITTEN DIMENSIONS ARE TO BE FOLLOWED AND THE DRAWING IS NOT TO BE SCALED.</li></ul>			
			
ARCHITECTS : <u>Imagination shaper</u> Near jaygopal charankata , Ahmamu , Sultanpur Road , Lucknow -28002 (U.P.) Mob : +91-9325486255 , +91-9721018970 e-mail : imaginationshaper@gmail.com Website : www.imaginationshaper.com			



LEGEND:-		
S. No.	SYMBOL	DESCRIPTION
01.	D.R.	2½" X 5" DOUBLE REBATED FRAME
02.	S.R.	2½" X 4" SINGLE REBATED FRAME



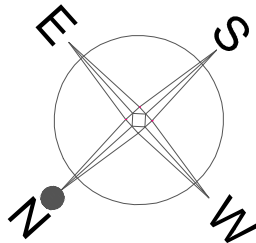
DOUBLE REBATED FRAME



SINGLE REBATED FRAME

SCHEDULE OF OPENINGS

S.No.	TYPE	SIZE	SILL	LINTEL	QUANTITY (Nos.)						REMARKS
					GR. FL.	F. FL.	TERRACE	TOTAL	S.R.	D.R.	
A.	<u>DOORS</u>										
1.	D1	4'-0" X 8'-6"	-	8'-6"	01	01	-	02	-	02	
2.	D2	3'-6" X 7'-0"	-	7'-0"	01	-	-	01	01	-	
3.	D3	2'-6" X 7'-0"	-	7'-0"	02	03	01	06	06	-	
4.	D4	2'-6" X 8'-6"	-	8'-6"	01	-	-	01	01	-	
5.	D5	3'-3" X 7'-0"	-	7'-0"	02	02	-	04	04	-	
6.	D6	3'-0" X 8'-6"	-	8'-6"	01	01	-	02	02	-	
7.	D7	3'-0" X 7'-0"	-	7'-0"	01	01	-	02	01	01	
8.	D8	3'-3" X 7'-0"	-	7'-0"	-	-	01	01	01	-	ANGLE SECTION
B.	<u>WINDOWS</u>										
1.	W1	4'-0" X 5'-6"	3'-0"	8'-6"	01	01	-	02	-	02	
2.	W2	4'-6"X 6'-0"	2'-6"	8'-6"	01	-	-	01	-	01	
3.	W3	4'-0"X 6'-0"	2'-6"	8'-6"	01	-	-	01	-	01	
4.	W4	5'-0"X 6'-0"	2'-6"	8'-6"	-	01	-	01	-	01	
5.	W5	6'-0"X 6'-0"	2'-6"	8'-6"	-	01	-	01	-	01	
C.	<u>DOOR/WINDOW</u>										
1.	DW1	8'-6" X 8'-6"	-/2'-6"	8'-6"	01	-	-	01	-	01	
2.	DW2	7'-0" X 8'-6"	-/2'-6"	8'-6"	-	01	-	01	-	01	
3.	DW3	9'-0" X 8'-6"	-/2'-6"	8'-6"	-	01	-	01	-	01	
D.	<u>VENTILATOR</u>										
1.	V1	2'-0" X 2'-0"	-	8'-6"	02	02	01	05	-	05	



COPY

REV.

DATE

REVISION/ISSUED TO

PROJECT :-

PROPOSED RESIDENCE AT LUCKNOW

OWNER :-

MR. R.B KANUJIYA JI

DRAWING TITLE:

SCHEDULE OF OPENINGS

DRAWN BY :-

PRIYANSHI

CHECKED BY :-

DEEPAK

DATED :-

03.12.21

SCALE :-

N.T.S.

DRG. NO. :-

IS-DW-05

JOB. NO. :-


01

● ALL THE DIMENSION ARE IN FEET/INCH UNLESS OTHERWISE SPECIFIED.

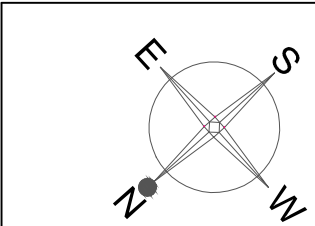
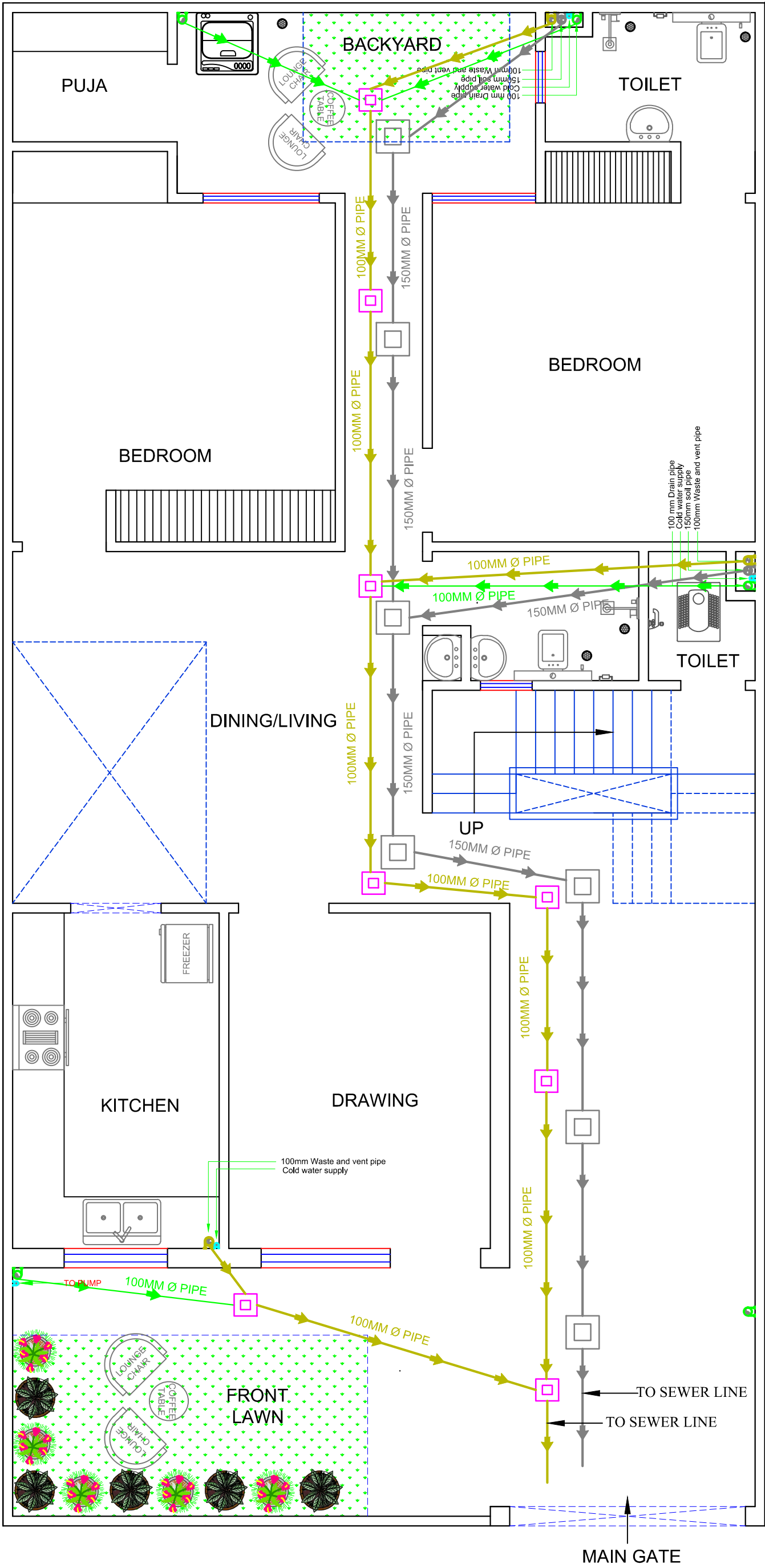
● THIS DRAWING IS THE PROPERTY OF IMAGINATION SHAPER AND IS NOT TO BE USED FOR ANY PURPOSE OTHER THAN FOR WHICH IT IS ISSUED WITH OUT PERMISSION OF ITS PRINCIPALS.

● THIS DRAWING IS TO BE READ IN CONJUNCTION WITH OTHER RELEVANT ARCHITECTURAL, STRUCTURAL AND OTHER SERVICES/ CONSULTANTS DRAWING. IT SHALL BE THE DEEMED RESPONSIBILITY OF THE CONTRACTOR/ FABRICATOR TO BRING IN TO NOTICE OF ARCHITECTS IF ANY DISCREPANCY WITHIN OR BETWEEN THE DRAWINGS PRIOR TO CONSTRUCTION.

● ALL WRITTEN DIMENSIONS ARE TO BE FOLLOWED AND THE DRAWING IS NOT TO BE SCALED.



ARCHITECTS :  
Imagination shaper  
Near jaygopal dharamkata , Ahmamau ,  
Sultanpur Road , Lucknow -226002 (U.P.)  
MOB: +91-9335486433, +91-9728189710  
e-mail : imaginationshaper@gmail.com  
Website : www.imaginationshaper.com



COPY	REV.	DATE	REVISION/ISSUED TO

PROJECT :-  
**PROPOSED RESIDENCE AT LUCKNOW**

OWNER :-  
**MR. R B KANUJIYA**

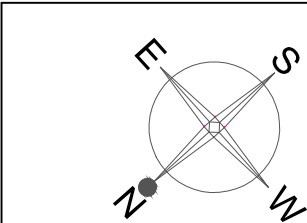
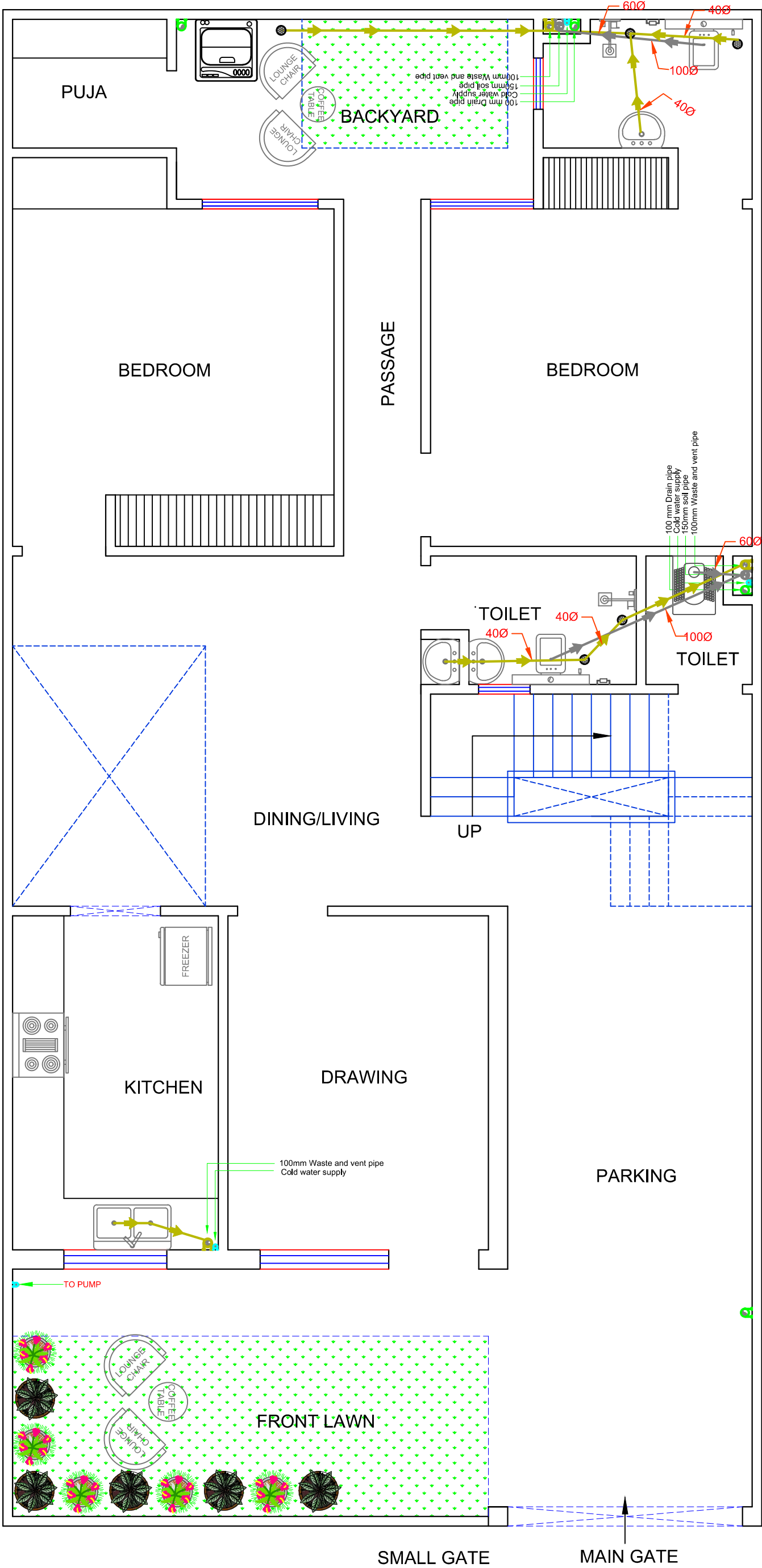
DRAWING TITLE:  
**GROUND FLOOR EXTERNAL DRAINAGE SYSTEM**

DRAWN BY :- PRIYANSHU	CHECKED BY :- DEEPAK	DATED :- 03.12.21
SCALE :- N.T.S.	DRG. NO. :- AR-01	JOB. NO. :- 01

- ALL THE DIMENSION ARE IN FEET/INCH UNLESS OTHERWISE SPECIFIED.
- THIS DRAWING IS THE PROPERTY OF IMAGINATION SHAPER AND IS NOT TO BE USED FOR ANY PURPOSE OTHER THAN FOR WHICH IT IS ISSUED WITH OUT PERMISSION OF ITS PRINCIPALS.
- THIS DRAWING IS TO BE READ IN CONJUNCTION WITH OTHER RELEVANT ARCHITECTURAL, STRUCTURAL AND OTHER SERVICES/ CONSULTANTS DRAWING. IT SHALL BE THE DEEMED RESPONSIBILITY OF THE CONTRACTOR/ FABRICATOR TO BRING IN TO NOTICE OF ARCHITECTS IF ANY DISCREPANCY WITHIN OR BETWEEN THE DRAWINGS PRIOR TO CONSTRUCTION.
- ALL WRITTEN DIMENSIONS ARE TO BE FOLLOWED AND THE DRAWING IS NOT TO BE SCALED.



ARCHITECTS :  
**Imagination shaper**  
Near jaygopal dharamkata , Ahmamau ,  
Sultanpur Road , Lucknow -226002 (U.P.)  
Mob : +91-9335686533 , +91-972188670  
e-mail : imaginationshaper@gmail.com  
Website : www.imaginationshaper.com



COPY	REV.	DATE	REVISION/ISSUED TO

PROJECT :-  
**PROPOSED RESIDENCE AT LUCKNOW**

OWNER :-  
**MR. R B KANUJIYA**

DRAWING TITLE:  
**GROUND FLOOR INTERNAL DRAINAGE SYSTEM**

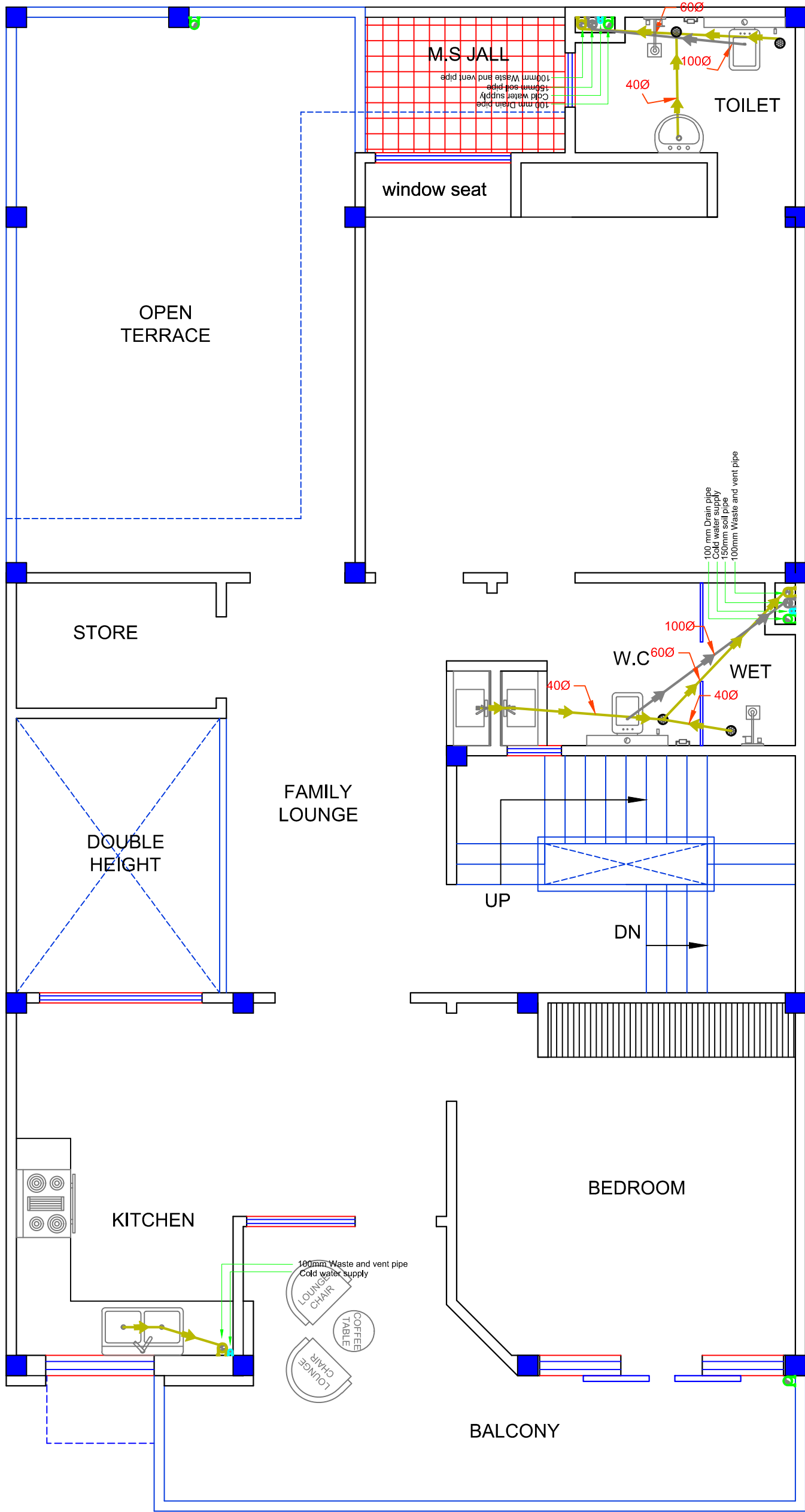
DRAWN BY :- PRIYANSHU	CHECKED BY :- DEEPAK	DATED :- 03.12.21
SCALE :- N.T.S.	DRG. NO. :- AR-01	JOB. NO. :- 01

- ALL THE DIMENSION ARE IN FEET/INCH UNLESS OTHERWISE SPECIFIED.
- THIS DRAWING IS THE PROPERTY OF IMAGINATION SHAPER AND IS NOT TO BE USED FOR ANY PURPOSE OTHER THAN FOR WHICH IT IS ISSUED WITH OUT PERMISSION OF ITS PRINCIPALS.
- THIS DRAWING IS TO BE READ IN CONJUNCTION WITH OTHER RELEVANT ARCHITECTURAL, STRUCTURAL AND OTHER SERVICES' CONSULTANTS DRAWING. IT SHALL BE THE DEEMED RESPONSIBILITY OF THE CONTRACTOR/ FABRICATOR TO BRING IN TO NOTICE OF ARCHITECTS IF ANY DISCREPANCY WITHIN OR BETWEEN THE DRAWINGS PRIOR TO CONSTRUCTION.
- ALL WRITTEN DIMENSIONS ARE TO BE FOLLOWED AND THE DRAWING IS NOT TO BE SCALED.

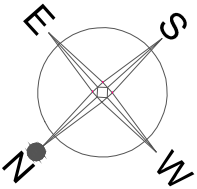


ARCHITECTS :  
**Imagination shaper**  
Near jaygopal dharamkata , Ahmamau ,  
Sultanpur Road , Lucknow -226002 (U.P.)  
Mob: +91-9335686533, +91-972188670  
e-mail: imaginationshaper@gmail.com  
Website: www.imaginationshaper.com





TOTAL COVERED  
AREA -1343.06 Sqft.



COPY	REV.	DATE	REVISION/ISSUED TO

PROJECT :-  
**PROPOSED RESIDENCE AT LUCKNOW**

OWNER :-  
**MR. R B KANUJIYA**

DRAWING TITLE:  
**FIRST FLOOR INTERNAL  
DRAINAGE SYSTEM**

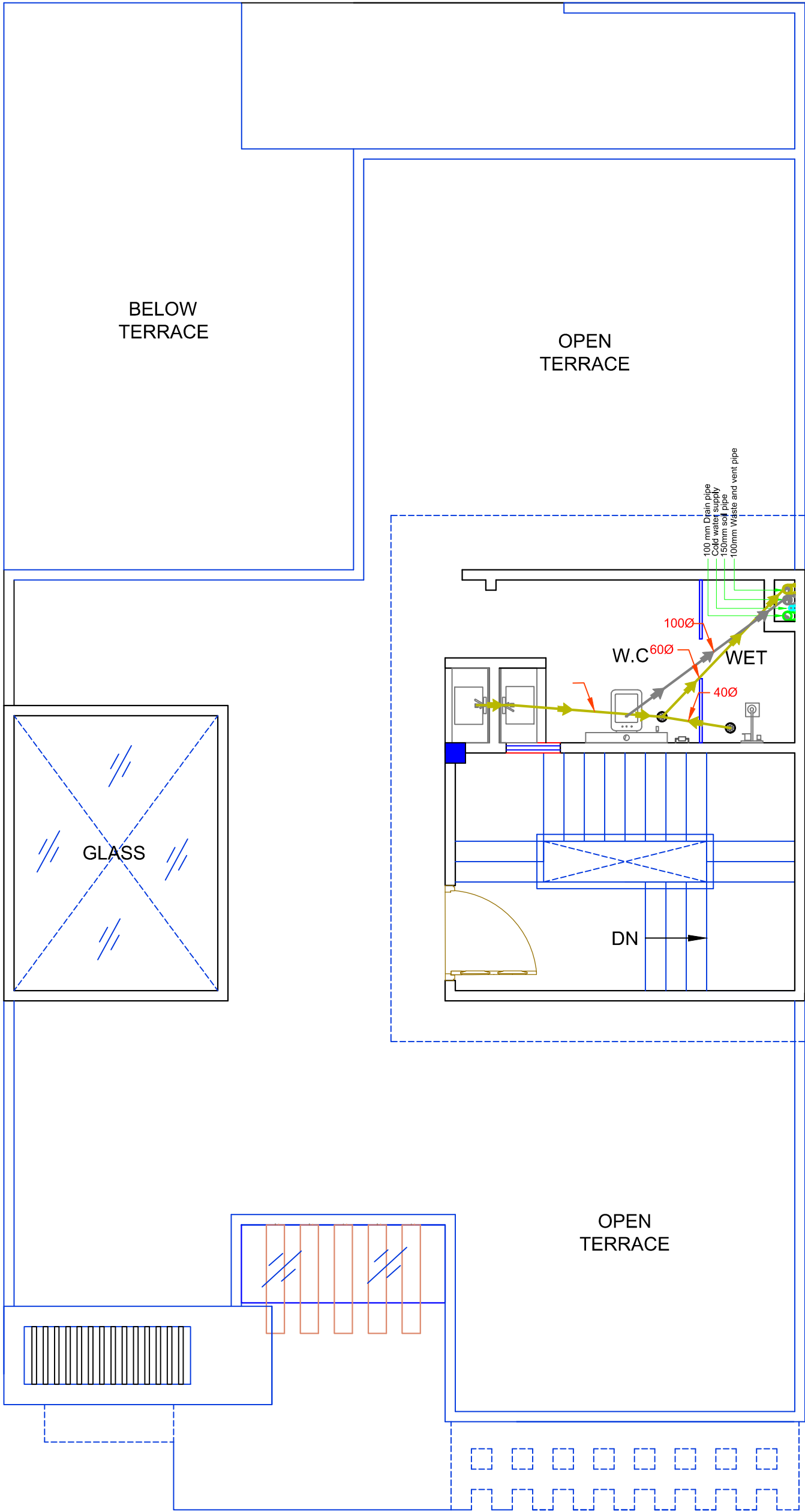
DRAWN BY :-	CHECKED BY :-	DATED :-
SHUBHAM	DEEPAK	03.12.21

SCALE :-	DRG. NO. :-	JOB. NO. :-
N.T.S.	AR-01	01

- ALL THE DIMENSION ARE IN FEET/INCH UNLESS OTHERWISE SPECIFIED.
- THIS DRAWING IS THE PROPERTY OF IMAGINATION SHAPER AND IS NOT TO BE USED FOR ANY PURPOSE OTHER THAN FOR WHICH IT IS ISSUED WITH OUT PERMISSION OF ITS PRINCIPALS.
- THIS DRAWING IS TO BE READ IN CONJUNCTION WITH OTHER RELEVANT ARCHITECTURAL, STRUCTURAL AND OTHER SERVICES' CONSULTANTS DRAWING. IT SHALL BE THE DEEMED RESPONSIBILITY OF THE CONTRACTOR/ FABRICATOR TO BRING IN TO NOTICE OF ARCHITECTS IF ANY DISCREPANCY WITHIN OR BETWEEN THE DRAWINGS PRIOR TO CONSTRUCTION.
- ALL WRITTEN DIMENSIONS ARE TO BE FOLLOWED AND THE DRAWING IS NOT TO BE SCALED.



ARCHITECTS :  
**Imagination shaper**  
Near jaygopal dharamkata , Ahmamau ,  
Sultanpur Road , Lucknow -226002 (U.P.)  
Mob : +91-9355648633, +91-972188670  
e-mail : imaginationshaper@gmail.com  
Website : www.imaginationshaper.com



TOTAL COVERED  
AREA -278.40 Sqft.

COPY	REV.	DATE	REVISION/ISSUED TO

PROJECT :-  
PROPOSED RESIDENCE AT LUCKNOW

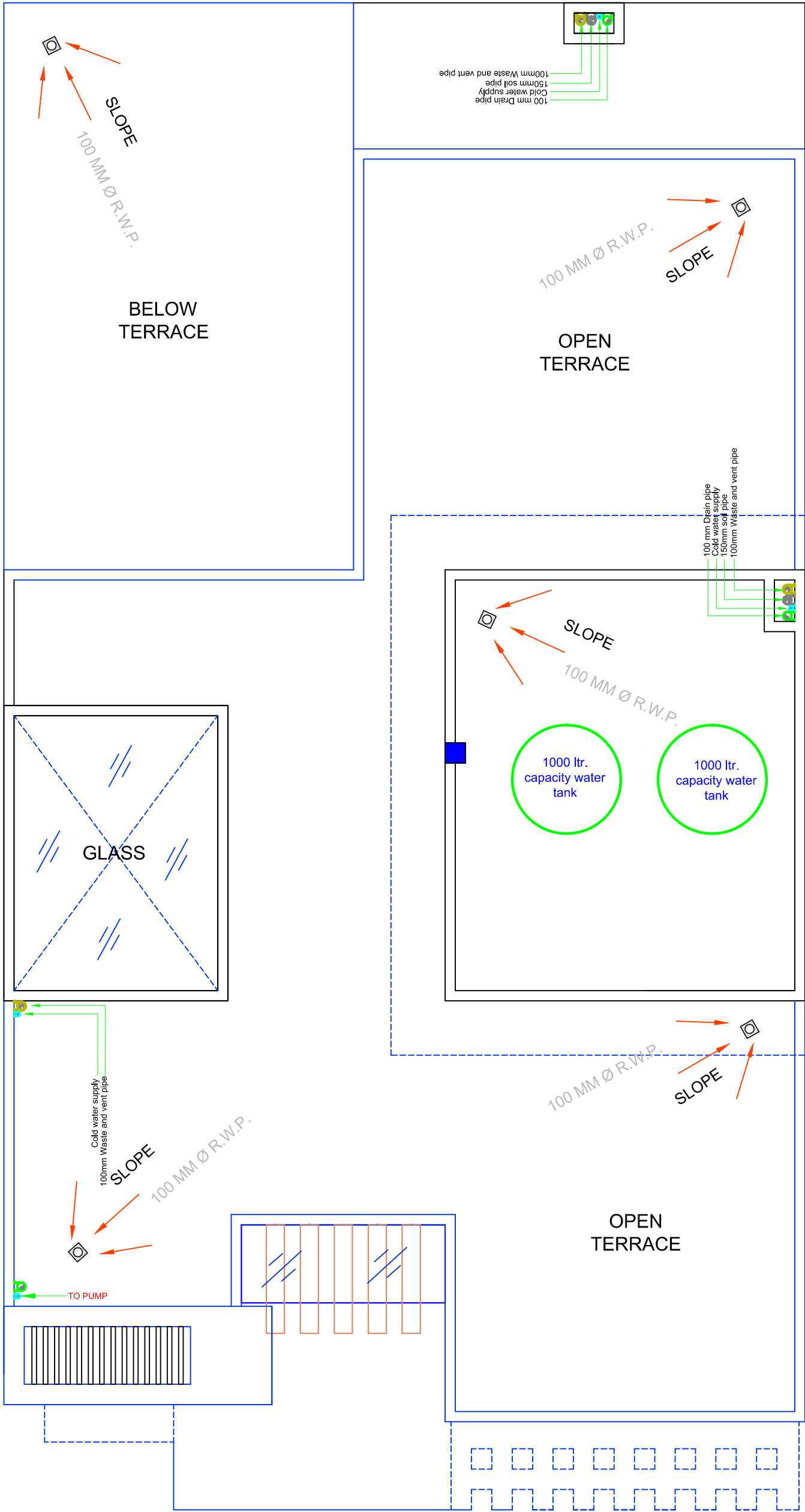
OWNER :-  
MR. R B KANUJIYA

DRAWING TITLE:  
TERRACE FLOOR INTERNAL  
DRAINAGE SYSTEM

DRAWN BY :- SHUBHAM	CHECKED BY :- DEEPAK	DATED :- 03.12.21
SCALE :- N.T.S.	DRG. NO. :- AR-01	JOB. NO. :- 01

- ALL THE DIMENSION ARE IN FEET/INCH UNLESS OTHERWISE SPECIFIED.
- THIS DRAWING IS THE PROPERTY OF IMAGINATION SHAPER AND IS NOT TO BE USED FOR ANY PURPOSE OTHER THAN FOR WHICH IT IS ISSUED WITH OUT PERMISSION OF ITS PRINCIPALS.
- THIS DRAWING IS TO BE READ IN CONJUNCTION WITH OTHER RELEVANT ARCHITECTURAL, STRUCTURAL AND OTHER SERVICES' CONSULTANTS DRAWING. IT SHALL BE THE DEEMED RESPONSIBILITY OF THE CONTRACTOR/ FABRICATOR TO BRING IN TO NOTICE OF ARCHITECTS IF ANY DISCREPANCY WITHIN OR BETWEEN THE DRAWINGS PRIOR TO CONSTRUCTION.
- ALL WRITTEN DIMENSIONS ARE TO BE FOLLOWED AND THE DRAWING IS NOT TO BE SCALED.

ARCHITECTS :  
Imagination shaper  
Near jaygopal dharamkata , Ahmamau ,  
Sultanpur Road , Lucknow -226002 (U.P.)  
Mob: +91-9355648633, +91-972188670  
e-mail : imaginationshaper@gmail.com  
Website : www.imaginationshaper.com



TOTAL COVERED  
AREA -278.40 Sqft.

COPY	REV.	DATE	REVISION/ISSUED TO

PROJECT :-  
PROPOSED RESIDENCE AT LUCKNOW

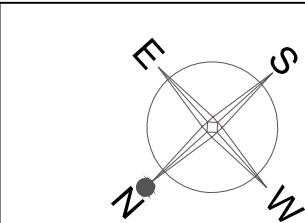
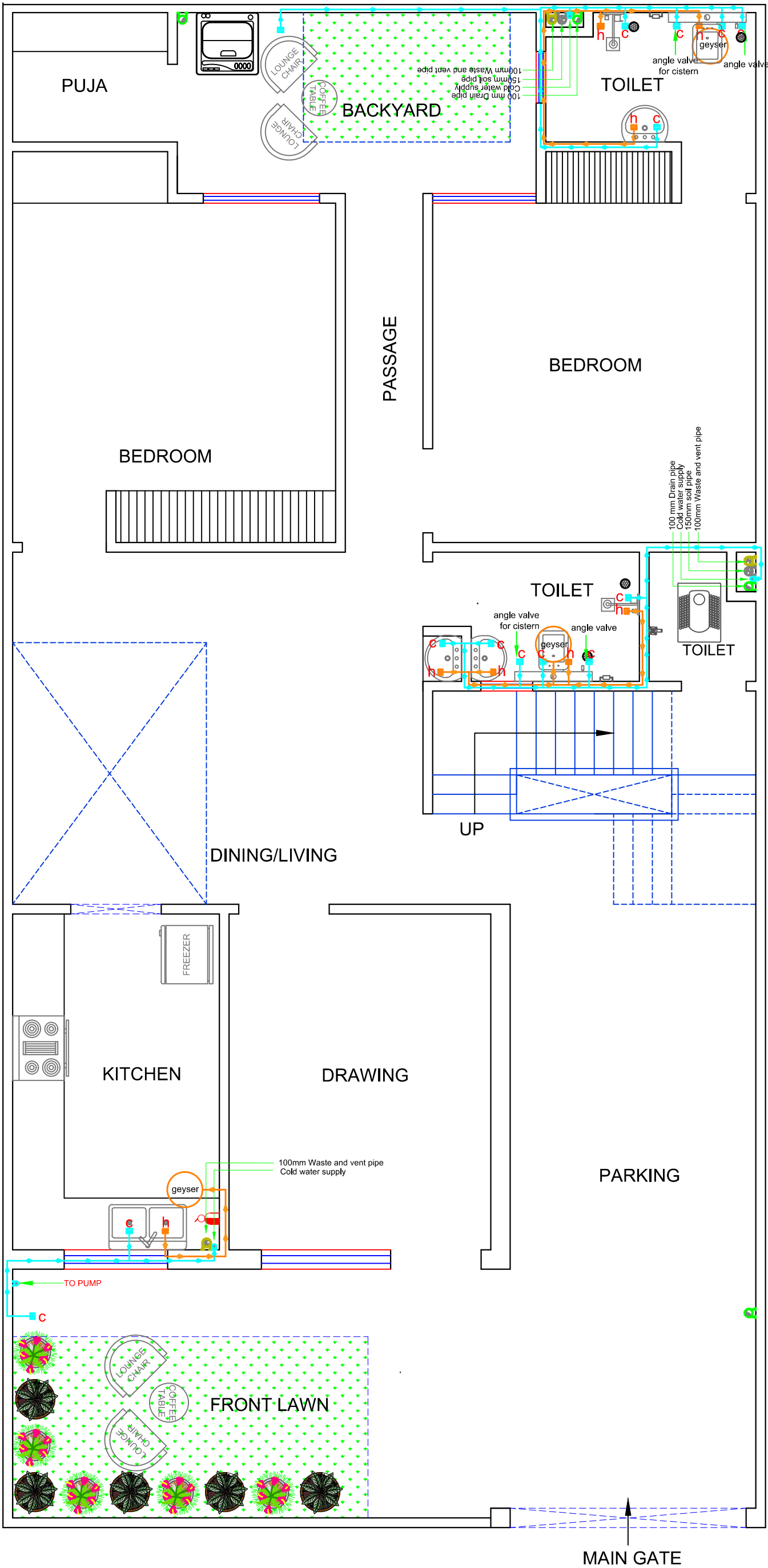
OWNER :-  
MR. R B KANUJIYA

DRAWING TITLE:  
TERRACE FLOOR  
DRAINAGE SYSTEM

DRAWN BY :- SHUBHAM	CHECKED BY :- DEEPAK	DATED :- 03.12.21
SCALE :- N.T.S.	DRG. NO. :- AR-01	JOB. NO. :- 01

- ALL THE DIMENSION ARE IN FEET/INCH UNLESS OTHERWISE SPECIFIED.
- THIS DRAWING IS THE PROPERTY OF IMAGINATION SHAPER AND IS NOT TO BE USED FOR ANY PURPOSE OTHER THAN FOR WHICH IT IS ISSUED WITH OUT PERMISSION OF ITS PRINCIPALS.
- THIS DRAWING IS TO BE READ IN CONJUNCTION WITH OTHER RELEVANT ARCHITECTURAL, STRUCTURAL AND OTHER SERVICES' CONSULTANTS DRAWING. IT SHALL BE THE DEEMED RESPONSIBILITY OF THE CONTRACTOR/ FABRICATOR TO BRING IN TO NOTICE OF ARCHITECTS IF ANY DISCREPANCY WITHIN OR BETWEEN THE DRAWINGS PRIOR TO CONSTRUCTION.
- ALL WRITTEN DIMENSIONS ARE TO BE FOLLOWED AND THE DRAWING IS NOT TO BE SCALED.

ARCHITECTS :  
Imagination shaper  
Near jaygopal dharamkata , Ahmamau ,  
Sultanpur Road , Lucknow -226002 (U.P.)  
Mob: +91-9355648633, +91-972188670  
e-mail : imaginationshaper@gmail.com  
Website : www.imaginationshaper.com



COPY	REV.	DATE	REVISION/ISSUED TO

PROJECT :-  
**PROPOSED RESIDENCE AT LUCKNOW**

OWNER :-  
**MR. R B KANUJIYA**

DRAWING TITLE:  
**GROUND FLOOR WATER  
SUPPLY PLAN**

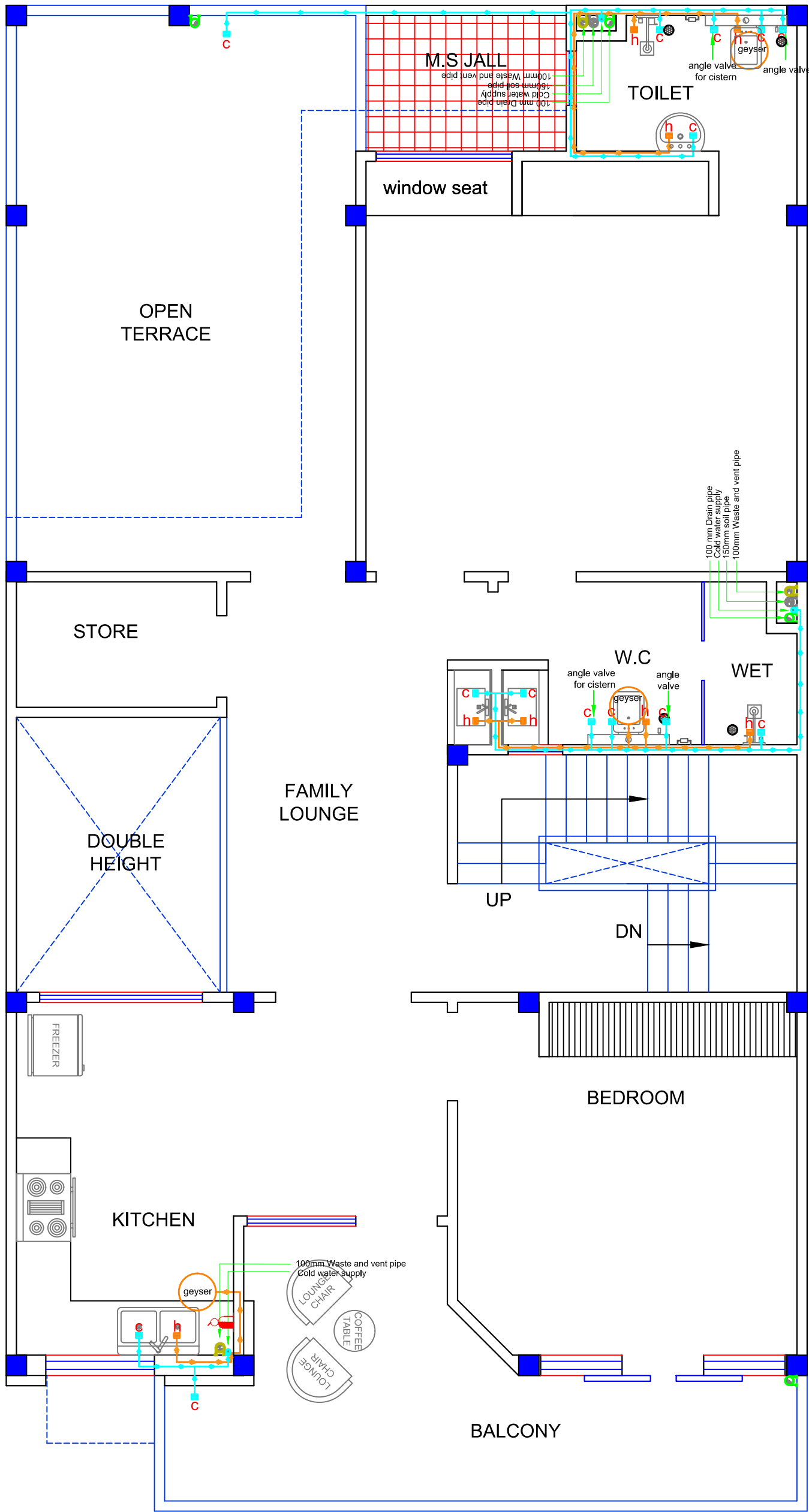
DRAWN BY :- PRIYANSHU	CHECKED BY :- DEEPAK	DATED :- 03.12.21
SCALE :- N.T.S.	DRG. NO. :- AR-01	JOB. NO. :- 01

- ALL THE DIMENSION ARE IN FEET/INCH UNLESS OTHERWISE SPECIFIED.
- THIS DRAWING IS THE PROPERTY OF IMAGINATION SHAPER AND IS NOT TO BE USED FOR ANY PURPOSE OTHER THAN FOR WHICH IT IS ISSUED WITH OUT PERMISSION OF ITS PRINCIPALS.
- THIS DRAWING IS TO BE READ IN CONJUNCTION WITH OTHER RELEVANT ARCHITECTURAL, STRUCTURAL AND OTHER SERVICES' CONSULTANTS DRAWING. IT SHALL BE THE DEEMED RESPONSIBILITY OF THE CONTRACTOR/ FABRICATOR TO BRING IN TO NOTICE OF ARCHITECTS IF ANY DISCREPANCY WITHIN OR BETWEEN THE DRAWINGS PRIOR TO CONSTRUCTION.
- ALL WRITTEN DIMENSIONS ARE TO BE FOLLOWED AND THE DRAWING IS NOT TO BE SCALED.



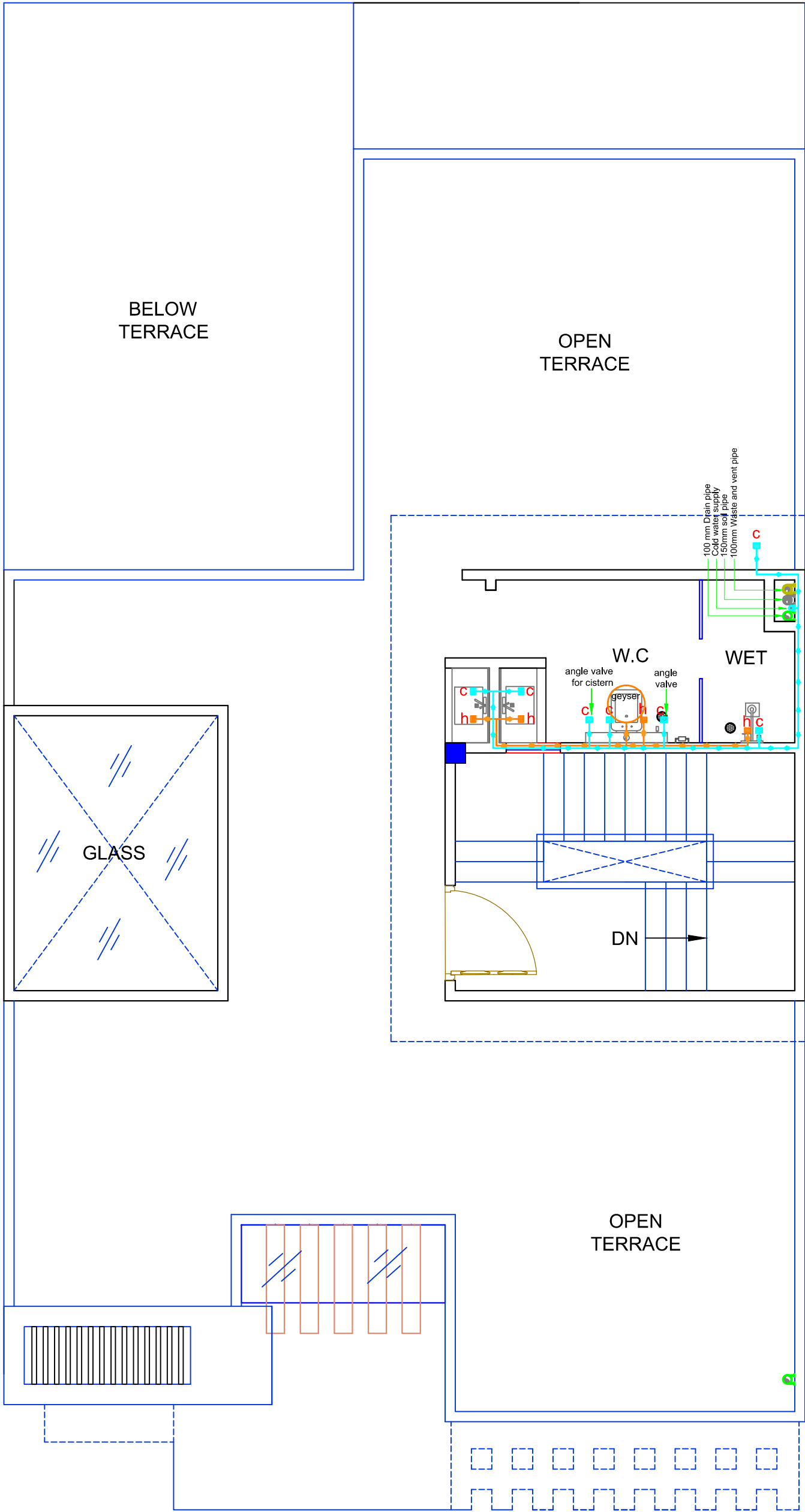
ARCHITECTS :  
**Imagination shaper**  
Near jaygopal dharamkata , Ahmamau ,  
Sultanpur Road , Lucknow -226002 (U.P.)  
Mob : +91-9335686533 , +91-972188670  
e-mail : imaginationshaper@gmail.com  
Website : www.imaginationshaper.com





TOTAL COVERED AREA -1343.06 Sqft.

COPY	REV.	DATE	REVISION/ISSUED TO
PROJECT :- PROPOSED RESIDENCE AT LUCKNOW			
OWNER :- MR. R.B KANUJIYA			
DRAWING TITLE: FIRST FLOOR WATER SUPPLY SYSTEM			
DRAWN BY :- SHUBHAM	CHECKED BY :- DEEPAK	DATED :- 03.12.21	
SCALE :- N.T.S.	DRG. NO. :- AR-01	JOB. NO. :- 01	
<ul style="list-style-type: none"><li>ALL THE DIMENSION ARE IN FEET/INCH UNLESS OTHERWISE SPECIFIED.</li><li>THIS DRAWING IS THE PROPERTY OF IMAGINATION SHAPER AND IS NOT TO BE USED FOR ANY PURPOSE OTHER THAN FOR WHICH IT IS ISSUED WITH OUT PERMISSION OF ITS PRINCIPALS.</li><li>THIS DRAWING IS TO BE READ IN CONJUNCTION WITH OTHER RELEVANT ARCHITECTURAL, STRUCTURAL AND OTHER SERVICES' CONSULTANTS DRAWING. IT SHALL BE THE DEEMED RESPONSIBILITY OF THE CONTRACTOR/ FABRICATOR TO BRING IN TO NOTICE OF ARCHITECTS IF ANY DISCREPANCY WITHIN OR BETWEEN THE DRAWINGS PRIOR TO CONSTRUCTION.</li><li>ALL WRITTEN DIMENSIONS ARE TO BE FOLLOWED AND THE DRAWING IS NOT TO BE SCALED.</li></ul>			
		ARCHITECTS : Imagination shaper Near jaygopal dharamkata , Ahmamau , Sultanpur Road , Lucknow -226002 (U.P.) Mob : +91-9335648633 , +91-972188670 e-mail : imaginationshaper@gmail.com Website : www.imaginationshaper.com	



TOTAL COVERED  
AREA -278.40 Sqft.

COPY	REV.	DATE	REVISION/ISSUED TO

PROJECT :-  
PROPOSED RESIDENCE AT LUCKNOW

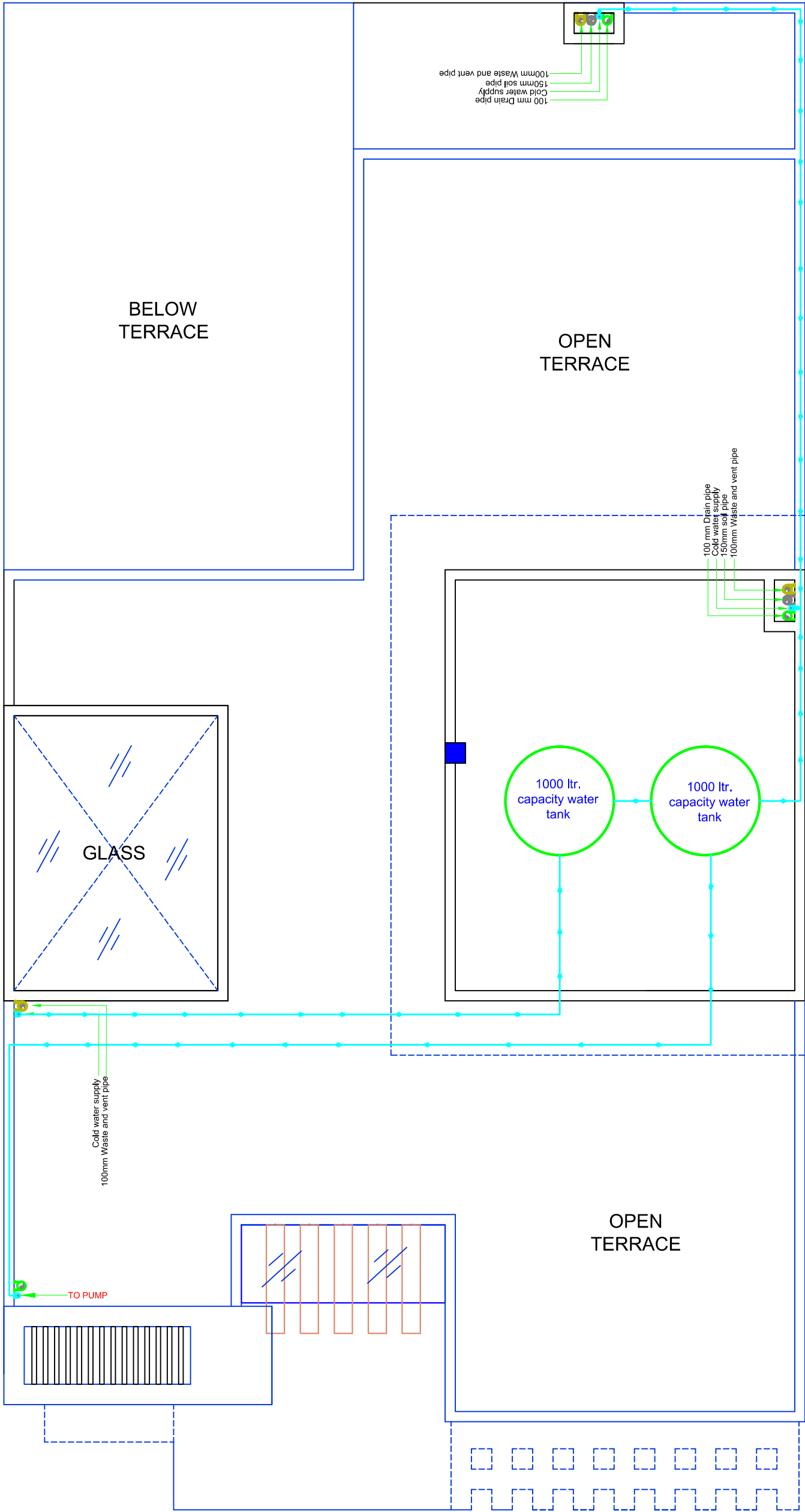
OWNER :-  
MR. R B KANUJIYA

DRAWING TITLE:  
TERRACE FLOOR WATER  
SUPPLY SYSTEM

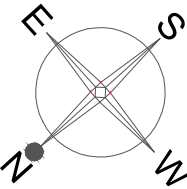
DRAWN BY :- SHUBHAM	CHECKED BY :- DEEPAK	DATED :- 03.12.21
SCALE :- N.T.S.	DRG. NO. :- AR-01	JOB. NO. :- 01

- ALL THE DIMENSION ARE IN FEET/INCH UNLESS OTHERWISE SPECIFIED.
- THIS DRAWING IS THE PROPERTY OF IMAGINATION SHAPER AND IS NOT TO BE USED FOR ANY PURPOSE OTHER THAN FOR WHICH IT IS ISSUED WITH OUT PERMISSION OF ITS PRINCIPALS.
- THIS DRAWING IS TO BE READ IN CONJUNCTION WITH OTHER RELEVANT ARCHITECTURAL, STRUCTURAL AND OTHER SERVICES' CONSULTANTS DRAWING. IT SHALL BE THE DEEMED RESPONSIBILITY OF THE CONTRACTOR/ FABRICATOR TO BRING IN TO NOTICE OF ARCHITECTS IF ANY DISCREPANCY WITHIN OR BETWEEN THE DRAWINGS PRIOR TO CONSTRUCTION.
- ALL WRITTEN DIMENSIONS ARE TO BE FOLLOWED AND THE DRAWING IS NOT TO BE SCALED.

ARCHITECTS :  
Imagination shaper  
Near jaygopal dharamkata , Ahmamau ,  
Sultanpur Road , Lucknow -226002 (U.P.)  
Mob: +91-9355686533, +91-972188670  
e-mail: imaginationshaper@gmail.com  
Website: www.imaginationshaper.com



TOTAL COVERED  
AREA -278.40 Sqft.



COPY	REV.	DATE	REVISION/ISSUED TO

PROJECT :-  
**PROPOSED RESIDENCE AT LUCKNOW**

OWNER :-  
**MR. R B KANUJIYA**

DRAWING TITLE:  
**TERRACE FLOOR WATER  
SUPPLY SYSTEM**

DRAWN BY :- SHUBHAM	CHECKED BY :- DEEPAK	DATED :- 03.12.21
SCALE :- N.T.S.	DRG. NO. :- AR-01	JOB. NO. :- 01

- ALL THE DIMENSION ARE IN FEET/INCH UNLESS OTHERWISE SPECIFIED.
- THIS DRAWING IS THE PROPERTY OF IMAGINATION SHAPER AND IS NOT TO BE USED FOR ANY PURPOSE OTHER THAN FOR WHICH IT IS ISSUED WITH OUT PERMISSION OF ITS PRINCIPALS.
- THIS DRAWING IS TO BE READ IN CONJUNCTION WITH OTHER RELEVANT ARCHITECTURAL, STRUCTURAL AND OTHER SERVICES' CONSULTANTS DRAWING. IT SHALL BE THE DEEMED RESPONSIBILITY OF THE CONTRACTOR/ FABRICATOR TO BRING IN TO NOTICE OF ARCHITECTS IF ANY DISCREPANCY WITHIN OR BETWEEN THE DRAWINGS PRIOR TO CONSTRUCTION.
- ALL WRITTEN DIMENSIONS ARE TO BE FOLLOWED AND THE DRAWING IS NOT TO BE SCALED.



ARCHITECTS :  
**Imagination shaper**  
Near jaygopal dharamkata , Ahmamau ,  
Sultanpur Road , Lucknow -226002 (U.P.)  
Mob : +91-9335648433 , +91-972188670  
e-mail : imaginationshaper@gmail.com  
Website : www.imaginationshaper.com